

THE BATTLE BORN RANGERS

WELCOMES YOU TO THE

23RD ANNUAL ROOP COUNTY DAYS

SEPTEMBER 11TH - SEPTEMBER 14TH
2019

MAIN MATCH STAGES

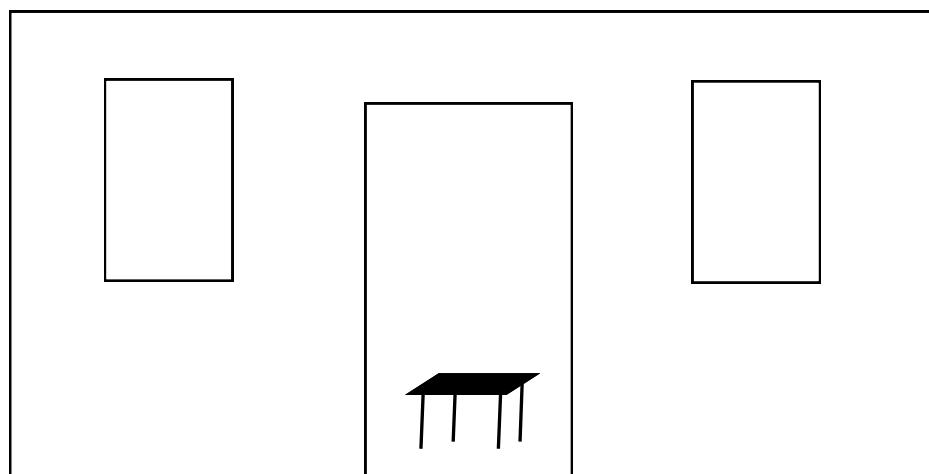
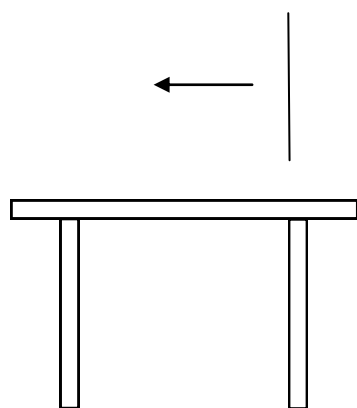
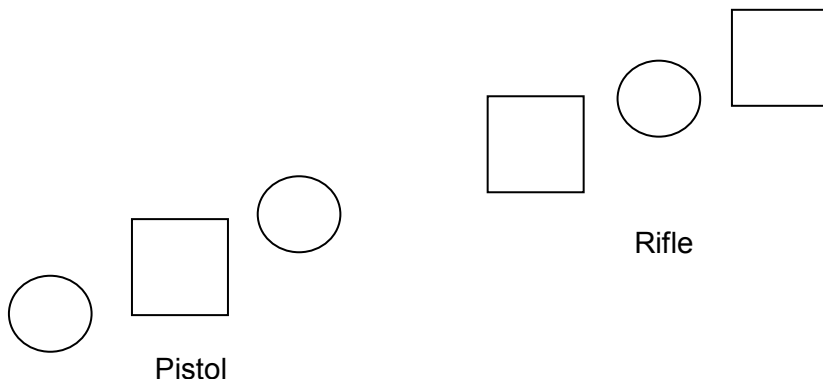
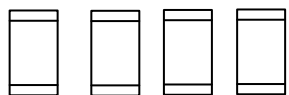
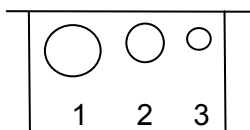


Advertising and Awards Sponsored by:
Fernley Convention & Tourism Authority



Bay 1, Stage 1: Livery Stable

- 10 Rifle
- 10 Pistol
- 5 Big Bore Lever
- 3 Big Bore Single
- 4+ Shotgun



Position 1

Position 2

Position 3

Position 4

Start: Gun order and shooting position is shooters choice. Pistols holstered. Rifle and shotgun staged appropriately. If starting behind Position 1, shotgun in hands. Must use two shooting positions. Pistol caliber rifle may not be last.

When ready say: "TBA" Wait for the buzzer.

On Signal:

If Pistol: Starting on the center pistol target engage with three rounds. Then engage outside targets with three rounds each. Place last round on center target for 10 rounds.

If Rifle: Engage the rifle targets with same instructions as pistol.

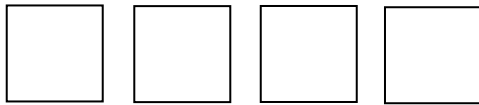
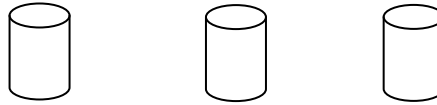
If shotgun: Engage shotgun knockdowns - must go down.

Big Bore Lever: In any order, engage the big bore swinger targets as follows: #1 target 3 times, #2 target 1 time and #3 target 1 time for 5 rounds.

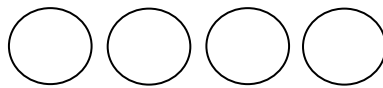
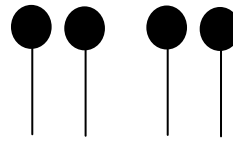
Big Bore Single: In any order, engage each big bore swinger target once for 3 rounds.

Bay 3: Stage 2

- 10 Pistol
- 10 Rifle
- 7 Big Bore Lever
- 5 Big Bore Single
- 4+ Shotgun



Rifle



Pistol



Start: Starting behind table. Pistols holstered. Rifle and shotgun staged on table. Gun order is shooters choice. Pistol caliber rifle may not be last.

When ready say: **"TBA"** Wait for the buzzer.

On Signal:

If Pistol: Starting on either outside pistol target, engage three adjacent targets with a Nevada Sweep for 5 rounds. Then from other outside pistol target, engage three adjacent targets with a Nevada Sweep for 5 rounds.

If Rifle: Engage the rifle targets with same instructions as pistol.

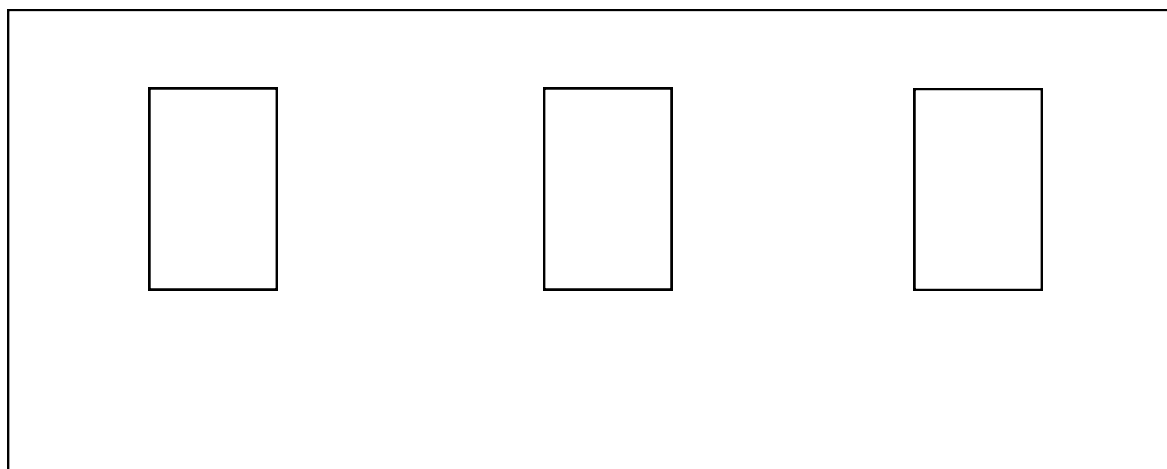
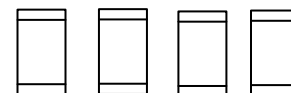

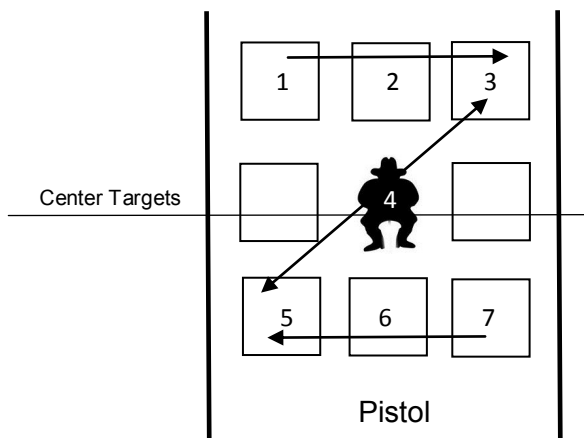
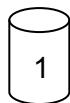
If shotgun: Engage lollipop knockdowns - must go down.

Big Bore Lever: Starting on either end, engage the big bore targets in a continues Nevada Sweep for 7 rounds.

Big Bore Single: Starting on either end, engage the big bore targets in a continues Nevada Sweep for 5 rounds.

Bay 4, Stage 3: Bordello

- 10 Pistol
- 10 Rifle
- 5 Big Bore Lever
- 4 Big Bore Single
- 4+ Shotgun



Position 1

Position 2

Position 3

Start: Gun order and shooting position is shooters choice. Pistols holstered. Rifle and shotgun staged appropriately. Must use three shooting positions. Pistol caliber rifle may not be last.

When ready say: **"TBA"** Wait for the buzzer.

On Signal:

If Pistol: Engage the pistol rack with a "Z" Sweep starting on either plate 1 or 7. Then, from either direction, sweep the center targets for 10 rounds.

If Rifle: Engage the rifle targets with same instructions as pistol.

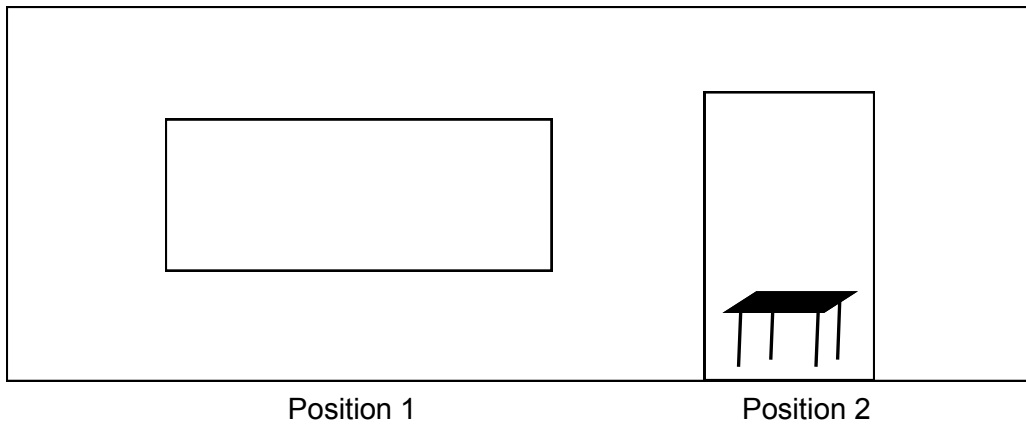
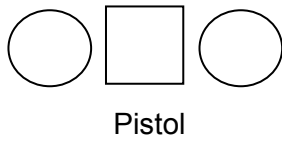
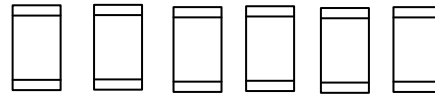
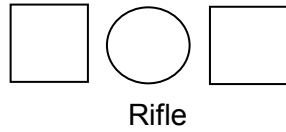
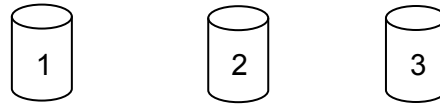
If shotgun: Engage shotgun knockdowns - must go down.

Big Bore Lever: Engage the big bore targets as follows: 1, 2, 2, 2, 1 for 5 rounds.

Big Bore Single: Engage the big bore targets as follows: 1, 2, 2, 1 for 4 rounds.

Bay 5, Stage 4: Restaurant

- 10 Pistol
- 10 Rifle
- 6 Big Bore Lever
- 4 Big Bore Single
- 6 Shotgun



Start: Gun order and shooting position is shooters choice. Pistols holstered. Rifle and shotgun staged appropriately. Must use two shooting positions. Pistol caliber rifle may not be last.

When ready say: **"TBA"** Wait for the buzzer.

On Signal

If Pistol: Starting on center pistol target, double tap the target. Then sweep all three targets for 5 rounds. Repeat instructions.

If Rifle: Engage the rifle targets with same instructions as pistol.

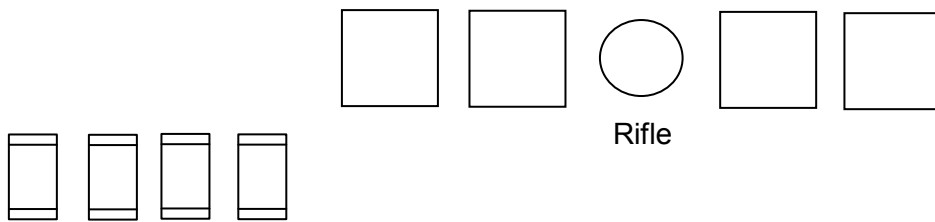
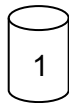
If Shotgun: Engage shotgun knockdowns - must go down. **No makeups.**

Big Bore Lever: Engage the big bore targets as follows: 1, 1, 1, 2, 2, 3 for 6 rounds.

Big Bore Single: Engage the big bore targets as follows: 1, 1, 2, 3 for 4 rounds.

Bay 6, Stage 5: Marshals Office

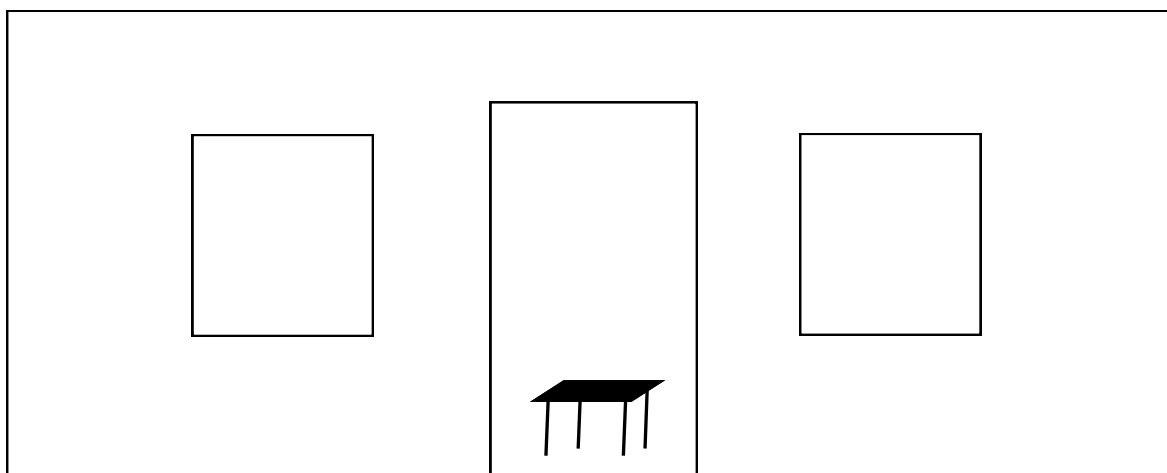
- 10 Pistol
- 10 Rifle
- 6 Big Bore Lever
- 4 Big Bore Single
- 4+ Shotgun



Rifle



Pistol



Position 1

Position 2

Position 3

Start: Gun order and shooting position is shooters choice. Pistols holstered. Rifle and shotgun staged appropriately. Must use three shooting positions. Pistol caliber rifle may not be last.

When ready say: **"TBA"** Wait for the buzzer.

On signal:

If Pistol: Starting on center pistol target, double tap the target. Then from either end single tap three adjacent targets back to the center for 5 rounds. Then again double tap center pistol target and starting on opposite end, single tap three adjacent targets back to the center for 10 rounds

If Rifle: Engage the rifle targets with same instructions as pistol.


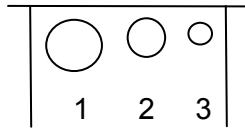
If Shotgun: Engage shotgun knockdowns - must go down.

Big Bore Lever: Engage the big bore targets as follows: 1, 1, 1, 2, 2, 2 for 6 rounds.


Big Bore Single: Engage the big bore targets as follows: 1, 1, 2, 2 for 4 rounds.

Bay 7, Stage 6: Saloon

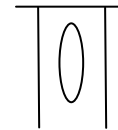
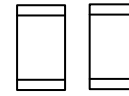
10 Pistol
10 Rifle
6 Big Bore Lever
5 Big Bore Single
2+(?) Shotgun



R

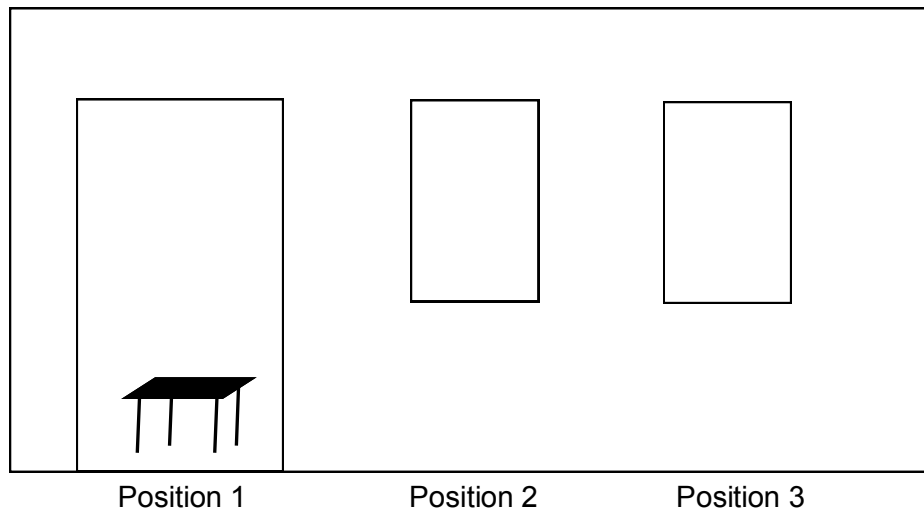


P



M/U
Target

← Front Pistol Plate



Start: Gun order and shooting position is shooters choice. Pistols holstered. Rifle and shotgun staged appropriately. Must use three shooting positions. Pistol caliber rifle may not be last.

When ready say: **"TBA"** Wait for the buzzer.

On signal:

If Pistol: Starting on either target, alternate between the Front Pistol Plate and the tombstone plates for 10 rounds. Plates left standing are counted as misses **unless made up**. Plates left standing on the tombstone rack may be made up by engaging the M/U Target, with shotgun from Position 3, for each plate left standing on the tombstone rack **after the shotgun sequence**.

If Rifle: Engage the rifle targets with same instructions as pistol.

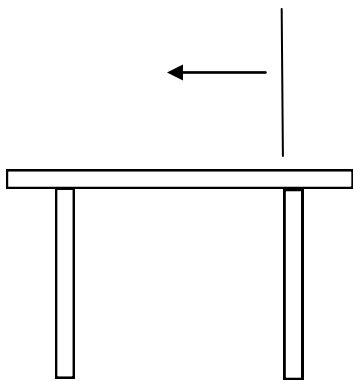
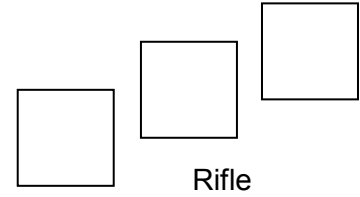
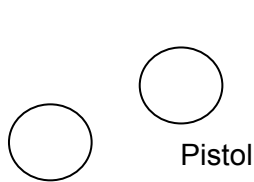
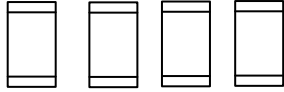
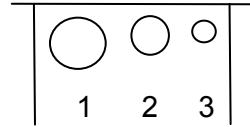
If Shotgun: Engage shotgun knockdowns - must go down.

Big Bore Lever: Engage big bore swinger targets as follows: #1 target 2 times, #2 target 1 time, #3 target 1 time and #1 target 2 times for 6 rounds.

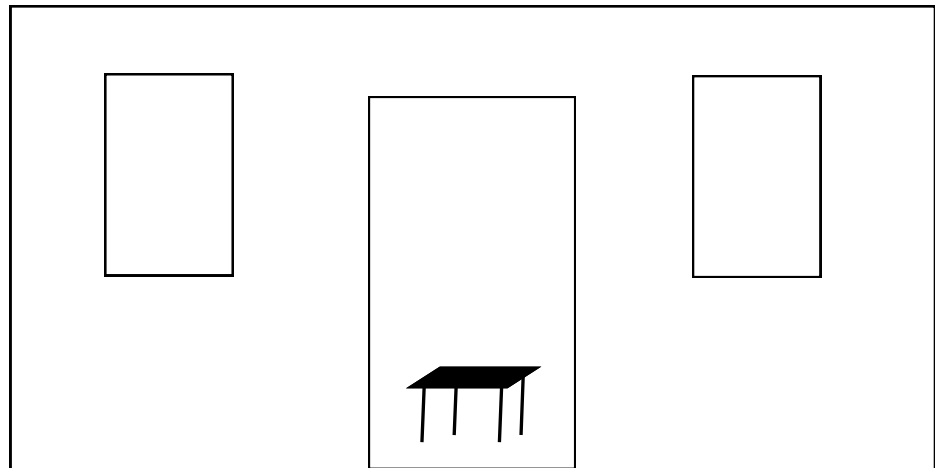
Big Bore Single: Engage big bore swinger target as follows; #1 target 2 times, # 2 target 2 times and #3 target 1 time for 5 rounds.

Bay 1, Stage 7: Livery Stable

- 10 Pistol
- 10 Rifle
- 5 Big Bore Lever
- 3 Big Bore Single
- 4+ Shotgun



Position 1



Position 2

Position 3

Position 4

Start: Hands grasped together behind your back. If unable to grasp hands together behind back, must be touching your backside. Gun order is shooters choice. Pistols holstered. Rifle and shotgun staged appropriately. Pistol caliber rifle may not be last.

When ready say: **"TBA"** Wait for the buzzer.

On Signal:

If Pistol: Starting on either end, engage pistol targets with a double tap Nevada Sweep for 10 rounds.

If Rifle: Engage the rifle targets with same instructions as pistol.

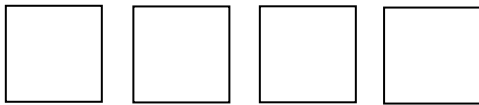
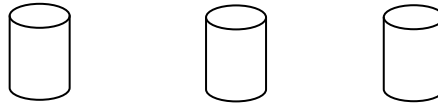
If shotgun: Engage shotgun knockdowns - must go down.

Big Bore Lever: Starting on either end, engage big bore swinger targets in a continues Nevada Sweep for 5 rounds.

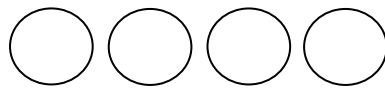
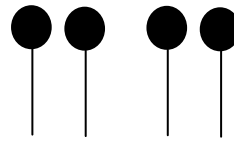
Big Bore Single: In any order, engage each big bore swinger target once for 3 rounds.

Bay 3: Stage 8

- 10 Pistol
- 10 Rifle
- 7 Big Bore Lever
- 5 Big Bore Single
- 4+ Shotgun



Rifle



Pistol



Start: Behind the table with both hands covering eyes. Gun order is shooters choice. Pistols holstered. Rifle and shotgun staged flat on table. Pistol caliber rifle may not be shot last.

When ready say: **"TBA"** Wait for the buzzer.

On Signal:

If Pistol: Starting on either end, engage the outside pistol targets with four rounds each. Then engage the two inner pistol targets with a single round each for 10 rounds.

If Rifle: Engage the rifle targets with same instructions as pistol.

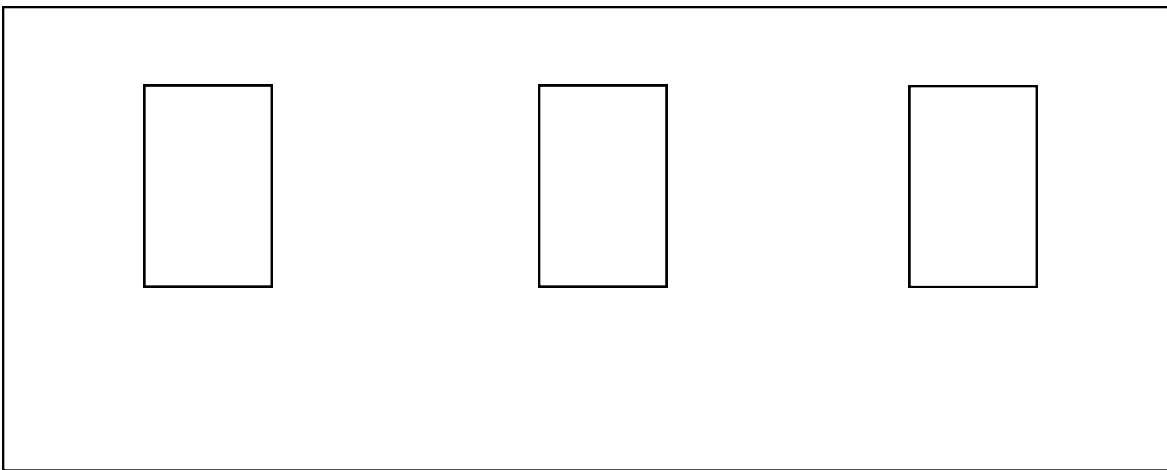
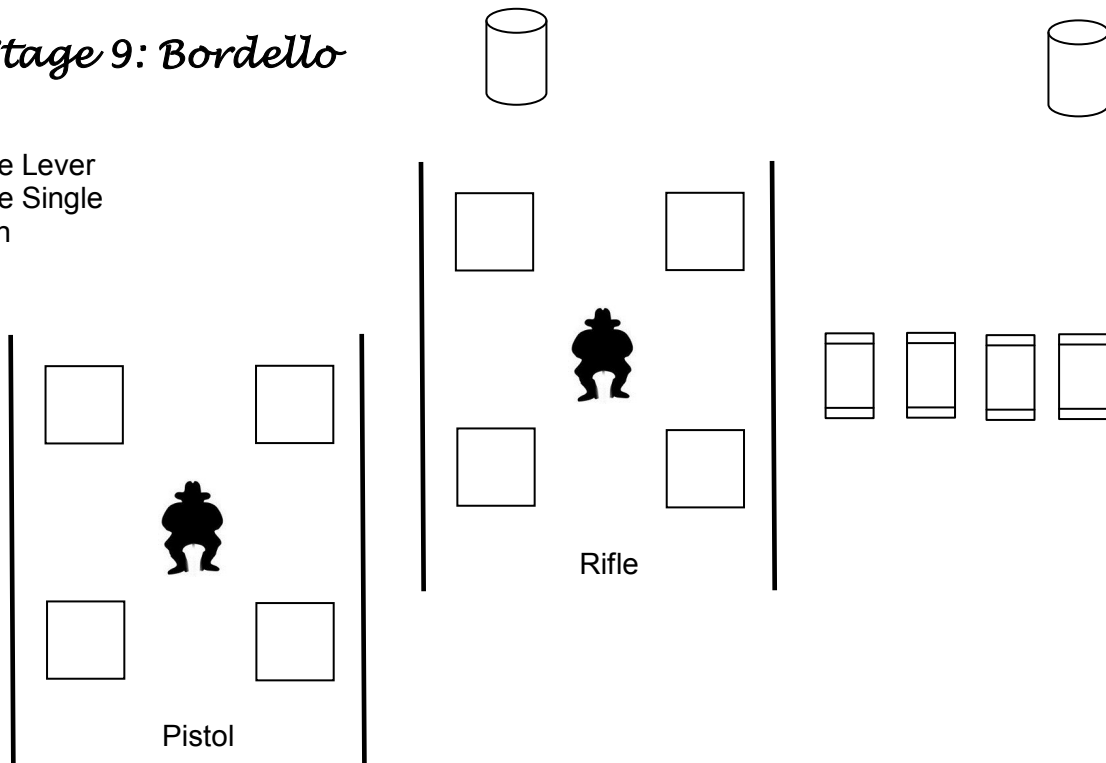
If shotgun: Engage lollipop knockdowns in the following manner: Outside, outside, inside, inside - **must go down in that sequence before engaging next target.**

Big Bore Lever: Starting on either end engage each outside big bore target with 3 rounds each and then the center target with 1 round for 7 rounds.

Big Bore Single: Starting on either end engage each outside big bore target with 2 rounds each and the center target with 1 round for 5 rounds.

Bay 4, Stage 9: Bordello

- 10 Pistol
- 10 Rifle
- 6 Big Bore Lever
- 4 Big Bore Single
- 4+ Shotgun



Position 1

Position 2

Position 3

Start: Facing downrange, thumbs inside of gun or shotgun belt and both feet on the outside of either side of building. Gun order is shooters choice. Pistols holstered. Rifle and shotgun staged appropriately. Pistol caliber rifle may not be shot last.

When ready say: **"TBA"** Wait for the buzzer.

On Signal:

If Pistol: In any order, engage outside corner targets on the pistol rack with 2 rounds each. Then place the last two rounds on the center target for 10 rounds.

If Rifle: Engage the rifle targets with same instructions as pistol.

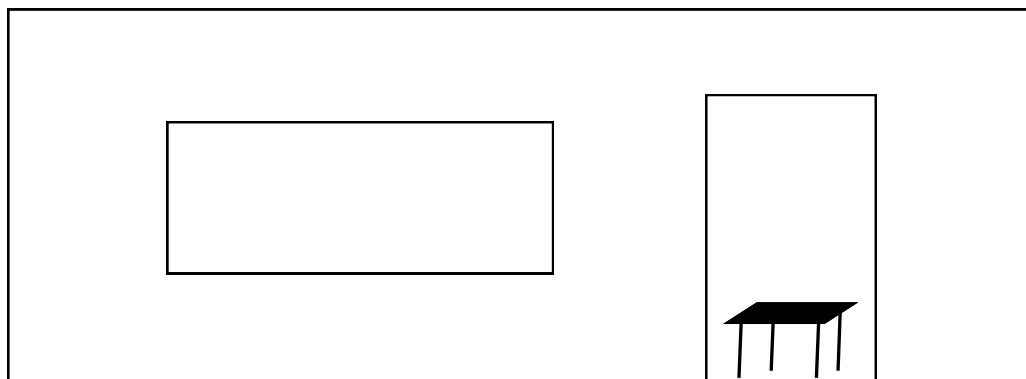
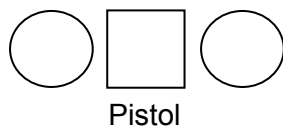
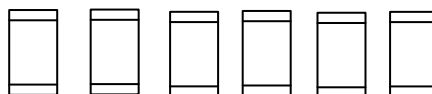
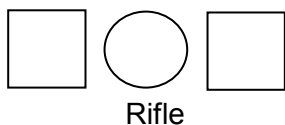
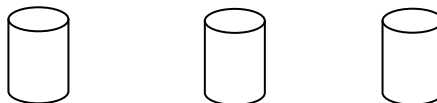
If Shotgun: Engage shotgun knockdowns - must go down.

Big Bore Lever: Starting on either end, triple tap each big bore targets for 6 rounds.

Big Bore Single: Starting on either end, double tap each big bore targets for 4 rounds.

Bay 5, Stage 10: Restaurant

- 9 Pistol
- 9 Rifle
- 5 Big Bore Lever
- 3 Big Bore Single
- 6 Shotgun



Position 1

Position 2

Start: Back and hands touching any pole at the back of the concrete. Gun order is shooters choice. Pistols holstered. Rifle and shotgun staged appropriately. Pistol caliber rifle may not be last.

When ready say: **"TBA"** Wait for the buzzer.

On Signal

If Pistol: Starting on the center pistol target, engage the targets with a continues Nevada Sweep for 9 rounds.

If Rifle: Engage the rifle targets with same instructions as pistol.

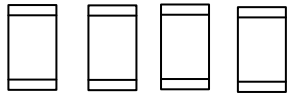
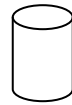
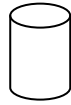
If Shotgun: Engage shotgun knockdowns - must go down. **No makeups.**

Big Bore Lever: Starting on center big bore target, engage with a continues Nevada Sweep for 5 rounds:

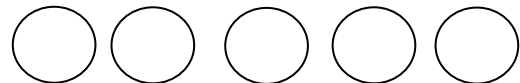
Big Bore Single: Starting on center big bore target engage once, then either outside target once each for 3 rounds.

Bay 6, Stage 11: Marshals Office

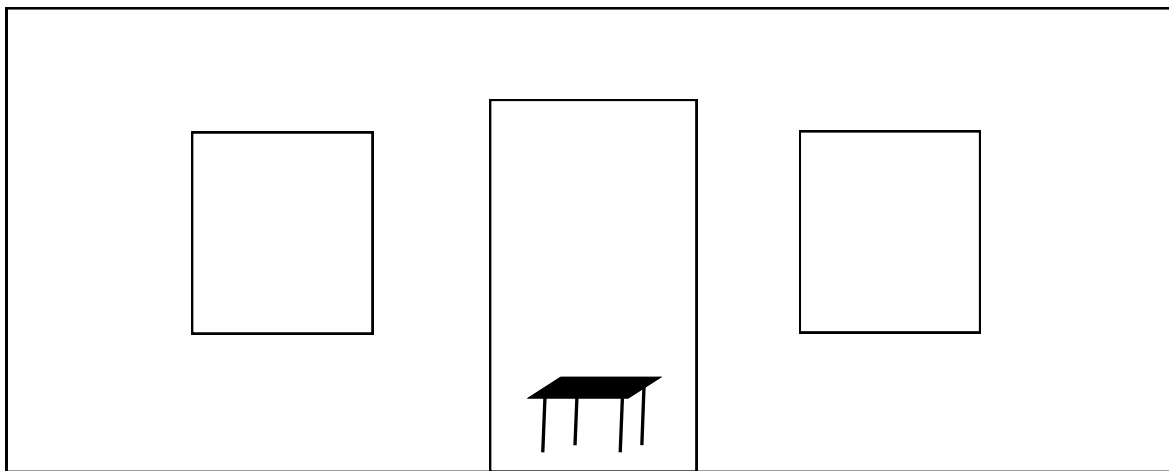
- 10 Pistol
- 10 Rifle
- 4 Big Bore Lever
- 2 Big Bore Single
- 4+ Shotgun



Rifle



Pistol



Position 1

Position 2

Position 3

Start: Hands firmly gripping hat. Gun order is shooters choice. Pistols holstered. Rifle and shotgun staged appropriately. Pistol caliber rifle may not be last.

When ready say: **"TBA"** Wait for the buzzer.

On signal:

If Pistol: Engage the pistol targets at least once each for 10 rounds.

If Rifle: Engage the rifle targets with same instructions as pistol.

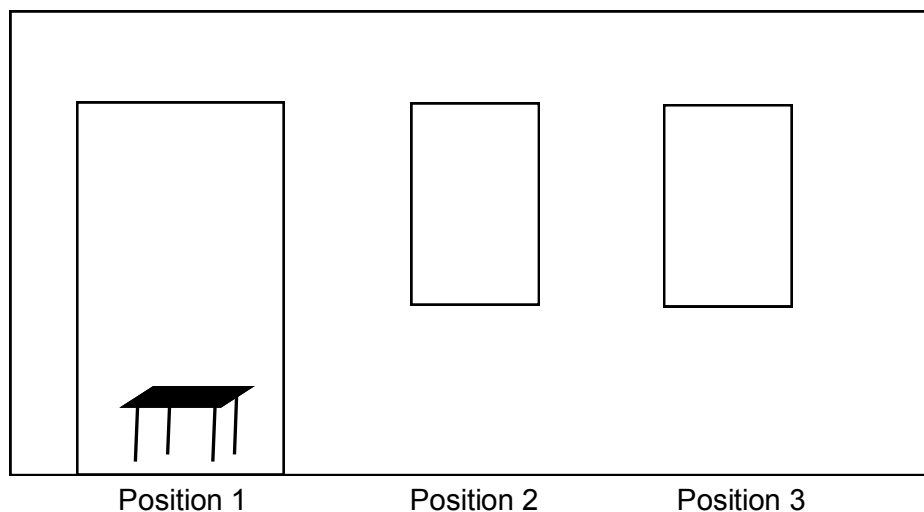
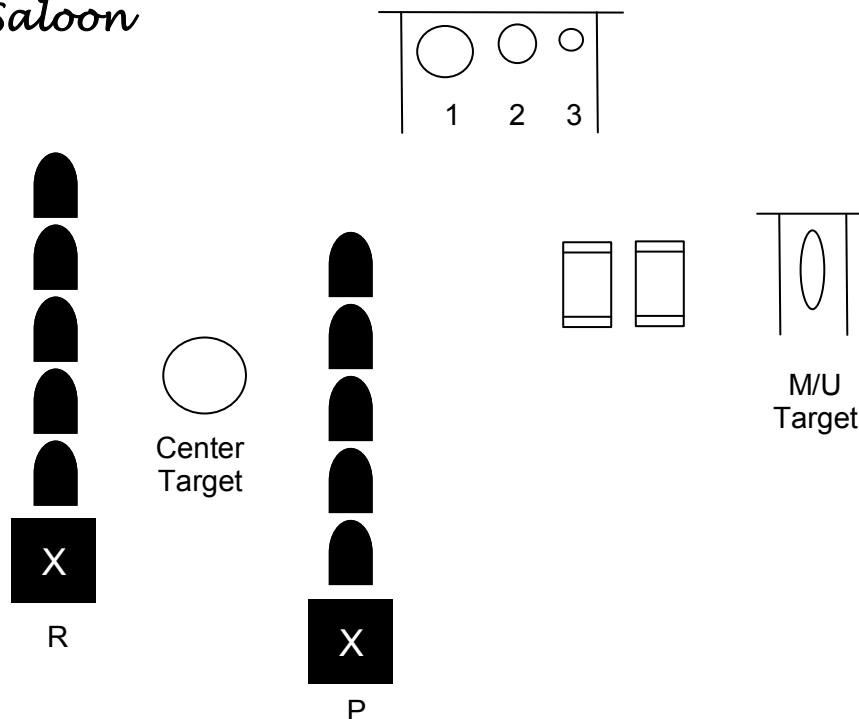
If Shotgun: Engage shotgun knockdowns - must go down.

Big Bore Lever: Starting on either end, alternate on the big bore targets for 4 rounds.

Big Bore Single: Starting on either end, engage each big bore target once for 2 rounds.

Bay 7, Stage 12: Saloon

- 10 Pistol
- 10 Rifle
- 6 Big Bore Lever
- 5 Big Bore Single
- 2+(?) Shotgun



Start: Both hands touching knuckles and all ten finger tips only touching a single gun of choice. Gun order is shooter's choice. Pistols holstered. Rifle and shotgun staged appropriately. Pistol caliber rifle may not be last.

When ready say: **"TBA"** Wait for the buzzer.

On signal:

If Pistol: Starting on either the pistol tombstone plates or Center Target, alternate between tombstone plates and the Center Target for 10 rounds. Plates left standing are counted as misses **unless made up**.

At any point, plates left standing on the tombstone rack may be made up by engaging the M/U Target with the shotgun for each plate left standing on the tombstone rack.

If Rifle: Engage the rifle targets with same instructions as pistol.

If Shotgun: Engage shotgun knockdowns - must go down.

Big Bore Lever: Engage big bore swinger targets as follows: #1 target 3 times, #2 target 2 times and the #3 target 1 time for 6 rounds.

Big Bore Single: Engage big bore swinger target as follows; #1 target 2 times, #2 target 2 times and #3 target 1 time for 5 rounds.