

Feb. Shoot

Stage 1

Stage long gun safety. Pistol holstered. Using one position behind table.

Start: with both hands on table

When ready say: "LEAVE, There's no free grass around this country"

With rifle engage rifle targets as follows: 4 rounds on middle target, then 2 rounds on inside targets then 1 round on the outside targets.

With pistol, engage pistol targets using rifle instructions.

With Shot gun, engage shotgun targets in any order until down.



Rifle



Pistol



Feb. Shoot

Stage 2

Stage Long guns safety. Pistols holstered. Using one position behind table.

Start: Both hands on pistols

When ready say: "we got your boy, so you better drop your guns"

With rifle - engage rifle targets as follows; double tap 2; then sweep 1-3-3

Then double tap 4; then sweep 3-4-5 may sweep from either direction

With Pistols, engage pistol targets using same instructions as rifle.

With Shot Gun, engage one target on the left then one on the right then sweep



Rifle



Pistol



Feb. Shoot

Stage 3

Stage long guns safely. Pistols holstered. Using one position behind table.

Start: Both hands on rifle

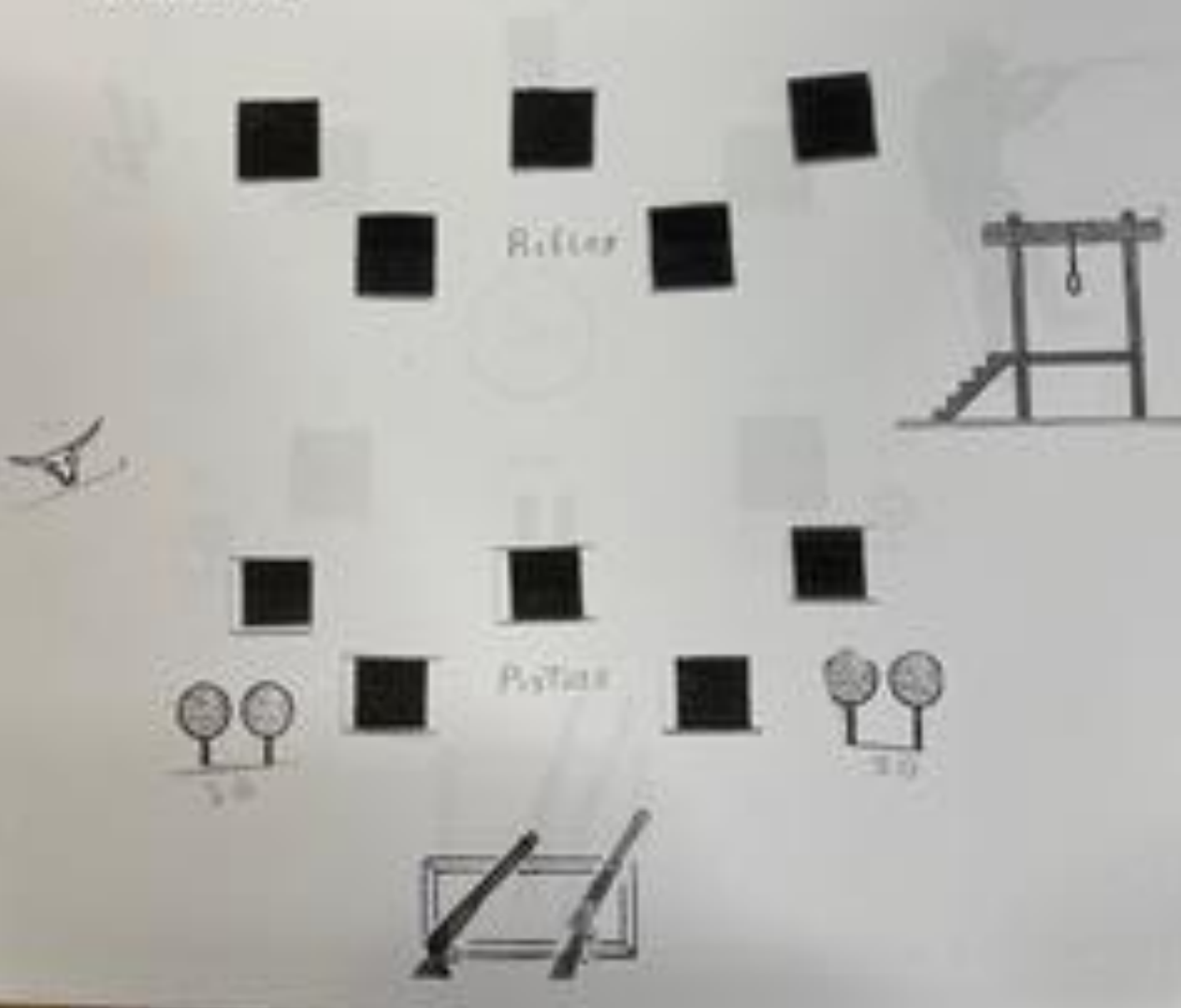
When ready say: "There's payment for what you did to the boy"

With rifle, engage rifle targets as follows: Sweep from either direction then

Nevada sweep the three middle targets.

With Pistols, engage the pistol targets using same as the rifle instructions.

With Shot Gun, engage the 2 outside targets then the 2 inside targets starting from either end.



Feb. Shoot

Stage 4

Stage long guns safety, pistols holstered. Use one position behind table.

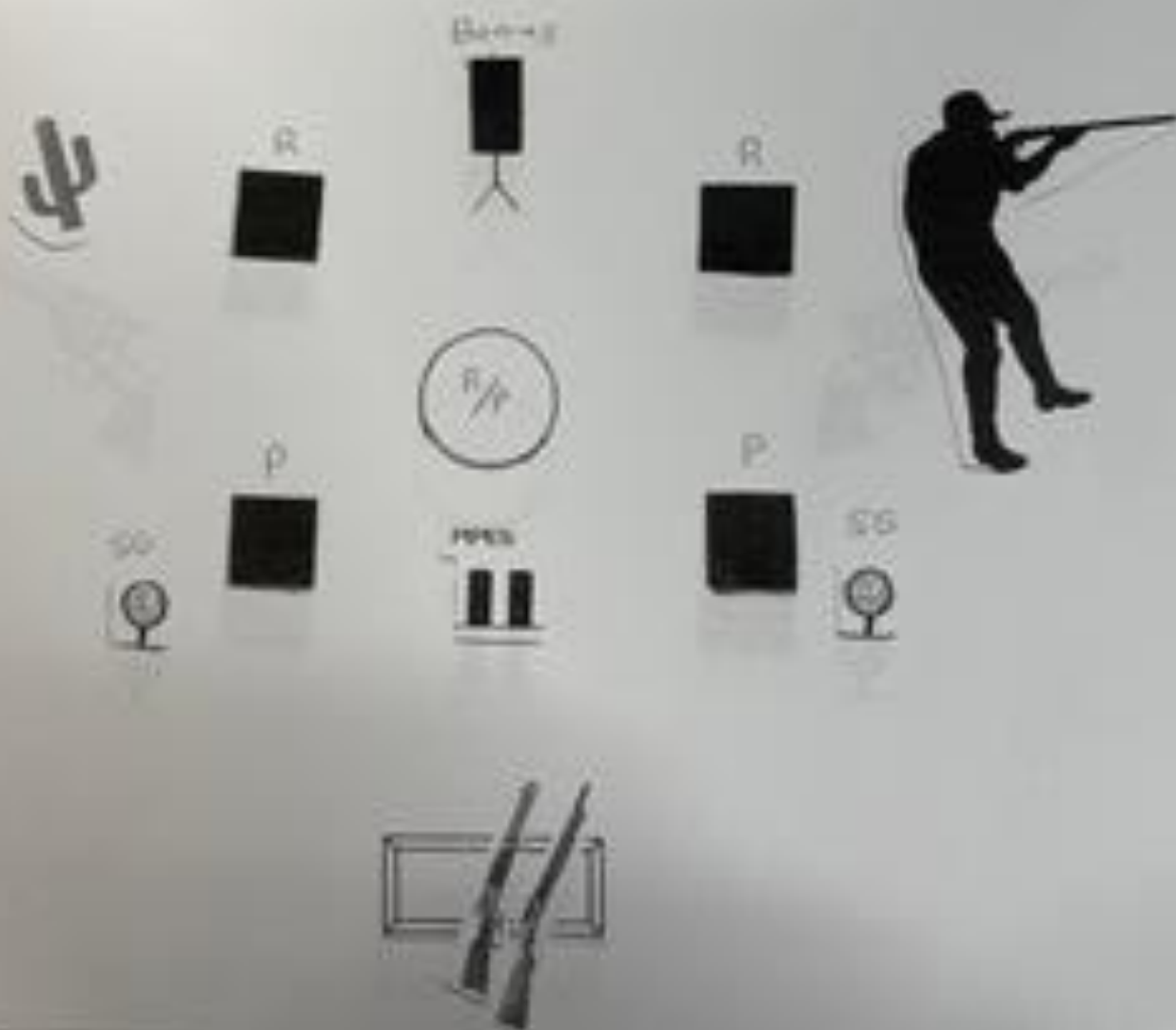
Start: with rifle at port arms

When ready say: **Put your guns in the dirt**

With **Rifle**, engage rifle targets with a double tap sweep, then double tap the middle, then single tap the outside targets.

With **Pistols**, engage pistol targets using the same instructions as the rifle.

With **Shot Gun**, engage shot gun targets and pipes in any order until down.



Feb. SHOOT

Stage 5

Stage long guns safely. Pistols holstered. Use one position behind table.

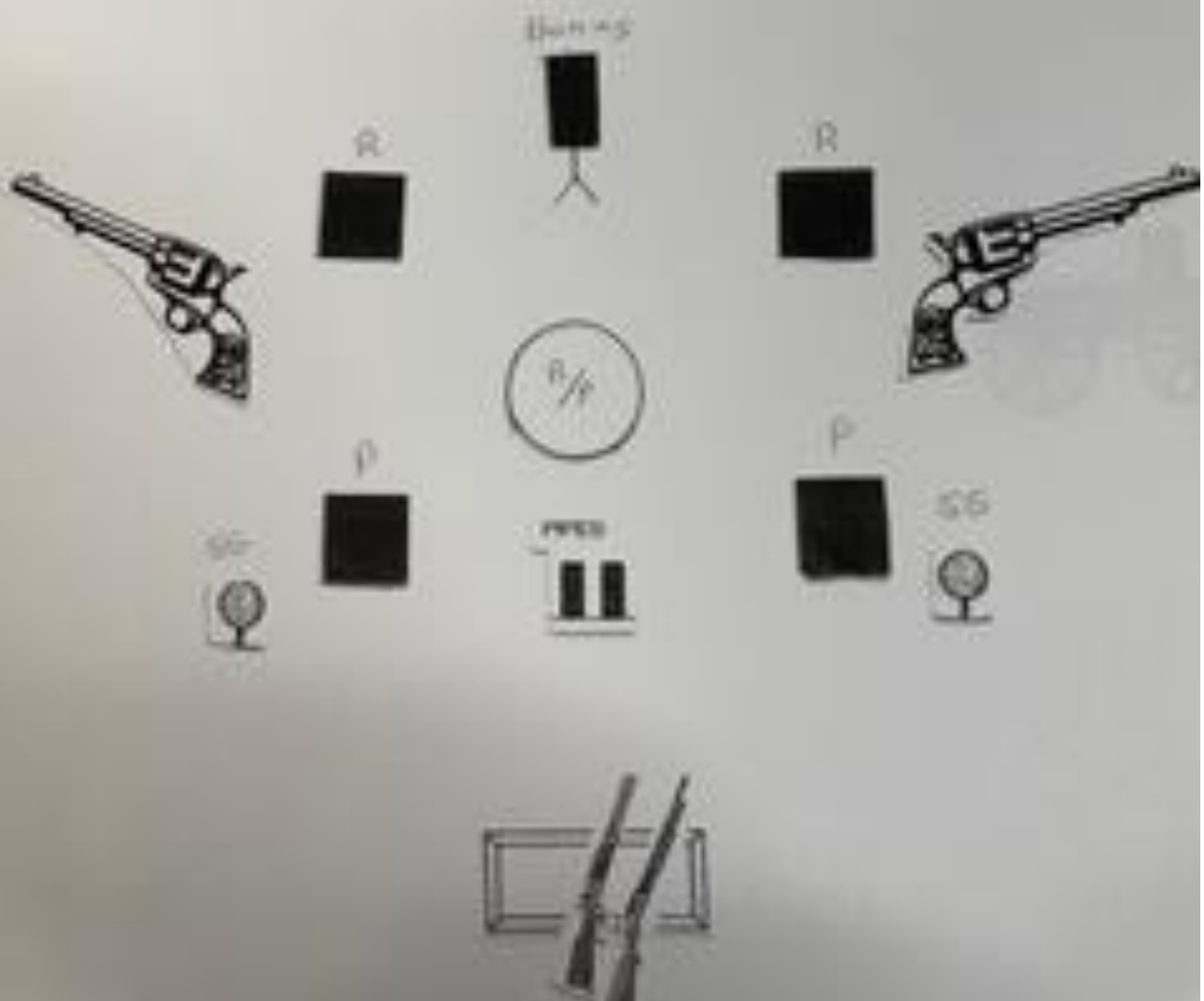
Start with: pistol aiming at target

When ready say: "You cover me, I'm rushing him"

With Pistols, engage pistol targets in a 3-4-3 sweep in either direction.

With Rifle, engage rifle targets, using same instructions as pistols.

With Shotgun, engage 2 pipes then the 2 shot gun targets until down.



Feb. shoot Stage II

Stage long guns safety. Pistols holstered. Using one position behind table.

Start with hands on hips

When ready say: "Is this enough killen for you?"

With Rifle, shoot rifle targets in a triple tap sweep with the last shot on the long distance target if you miss it is a miss.

With the pistols, engage the pistol targets using the same triple tap as the rifle

Putting the last shot on the long distance target for a 5es. Bonus if you hit it.

With Shotgun, shoot 2 outside targets then the 2 pipes

