



The Bullet Hole

August – 2019

Next Shoot September 22, 2019 - Shooters' meeting at 9:30 a.m.

SILVER STATE SHOOTISTS MATCHS IN GOLD HILL !!!



From the Board;

[Gold Hill Shoot](#)

We had 21 shooters in the Gulch for the August 18th shoot which was followed by a board meeting.

Jackpot Jerry wrote the stages which included a long distance bonus target that was way up on the tailings pile.



We used the new steel and also had vinyl splatter fences between shooting areas. We solved a number of issues but we still have a number more to tune before this venue shoots the way we want.

Jackpot Jerry took a third video of our shoot as the V & T came by and posted it on Facebook. As with the other two, it was shared around the world with some great comments.

CLEAN SHOOTERS FOR AUGUST 2019 ----

Reno Slim
Big Dave
Nevada James
Blackjack Slim
Washoe Monty
Tumbleweed Ed
Rusty Ranger

SSS August 2019 board meeting

Party - We met with the manager of the hotel and Jim talked to us about Christmas party. He showed us two really nice rooms that we can use. One has windows, a bar, and casual seating. The other is a more formal room that will be set up for a sit down, served dinner. Heather will cater and Doc is working on the menu and prices.

Match improvements - Georgia Blue will buy two new timers and have them for the next match.

Nevada James will make nine spotter identification sticks for use during the match. The vinyl fences caught a lot of splatter. Doc will make some better stands.

Stage Writers and Rang Setup – We will continue to rotate stage writers and the person writing the stages will be responsible for setting the range up for the shoot to comply with the way they want their stages to flow. Wylie and Nevada Starr will write stages for September. A number of others have expressed interest in learning how to write stages so Jackpot Jerry will put some information on our WEB site including (Word Templates) for folks to practice.

The potential of the club – The consensus is that it was better for the club to strive maintaining two posses for our shoots. We will keep up promotions and such to keep us at 22 to 30 shooters.

RO training. We should try to set up RO1 and RO2 training. Jerry suggests we try to entice Marlin Scholfield to do it the morning of December 7 and then stay over for the Christmas party.

Financials - Doc gave us the financials. We spent a good portion of our reserves on the steel and updating the club. Part of this will be replaced by the dues and we are now getting more shooters since we have an interesting and functional location for our matches.

November Turkey Shoot - shoot Turkey targets – We will give gift certificates instead of Turkeys. We will have pies at the end of the shoot.

Range - Crown Point Gulch, will be our range for the foreseeable future. It is deeded, unused land. During the winter it may be harder to use than the Carson Range because of snow. The land across the ditch would be really good but that requires some type of bridge. Doc will check informally with some of the county officials to see if that might be a possibility. Until then, we will use the area we are currently using and we won't spend \$2K \$3K on moving dirt. Doc stated that lots of folks are looking for a range in Virginia City. The group is talking about buying 600 Plus acres and making a range. . Doc has many connections in the Virginia City area and will continue to watch this situation. Best guess is that if it happens it will be years out. It has been reported that the Carson Range is now accepting reservations for some clubs. We will look into this.

Safety, steel, stands – We used the new steel for the match but need to work on canting the targets forward more and securing them better in the stands. These issues will be fixed by Doc prior to next match.

Membership dues - The 2019 membership dues are now being collected. We would appreciate all that have not paid their dues yet do so at the next match.

Roop County days effect on our September match - The Nevada State Wild Bunch followed by Roop County Days will be a full week of shooting just prior to our third Sunday scheduled shoot in September. The effect of this is that all of our members attending RCD's indicated they would be too-shot-to-shoot at our match. It was decided that the SSS shoot for September would be postponed for one week and held on September 22nd.

Meetings – We will have meetings more often than in the past until we are stable. Our next Board Meeting will be after the October shoot at the Silverland Hotel in Virginia City. This meeting will be open to all members.



If you have a problem finding the location, or if you would like more information about the information in this newsletter, call Jackpot Jerry. My cell phone number is: 310-990-6482



Target Instructions

The stages are numbered for identification. The bays should be set up to best use the available land, meaning the left to right stage order need not be 1-6

Stages 1-2

Require the best surface to allow safe movement

Use longest table available

Rifle stands tall

Pistol stands medium

Pistol targets to be at diagonal 8-11 feet assuming they deflect downwards

Rifle targets to be at diagonal 20-27 feet

Shotgun swingers to be short of the rifle targets by 1-3 feet

Stages 3-4

Stand and deliver

Rifle stands tall

Pistol stands, make sure they align with rifle and are shorter

Pistol targets to be 8-11 feet assuming they deflect downwards

Rifle targets to be 20-27 feet

Shotgun swingers to be short of the rifle targets by 1-3 feet

Stages 5-6

The intent is to have the rifle targets out a bit, meaning you need to aim

Pistol targets to be 7-10 feet assuming they deflect downwards

Rifle targets to be about 30 feet

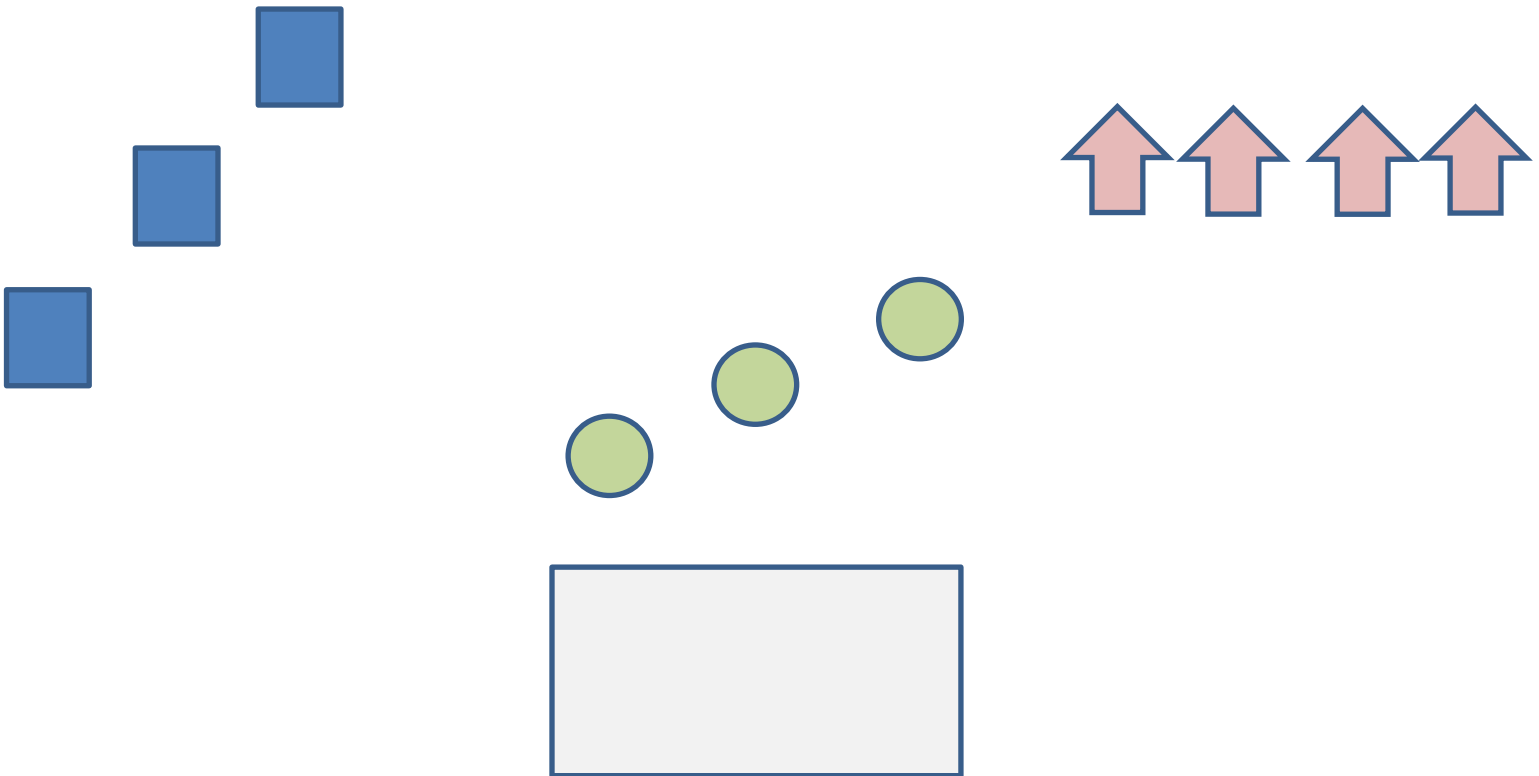
Shotgun swingers to be between rifle and pistol targets distance

Stage 1 Mid Gulch

2 Pistols Holstered 5 rounds each	Rifle Staged safely or in hand(s) 10 rounds	Shotgun Staged safely or in hand(s) 4+ rounds
---	--	--

Firearm Sequence: Shooter's choice

Positions: Both feet 3+ feet left of table, table & both feet 3+ feet right of table, must use three



Start: Holding gun(s) of choice

Line: **Let's dance**

At the beep;

If with pistols engage the pistol targets 3 in middle then 2 outside, repeat instructions using other outside, then holster

If with rifle same instructions as pistol using rifle targets, make rifle safe.

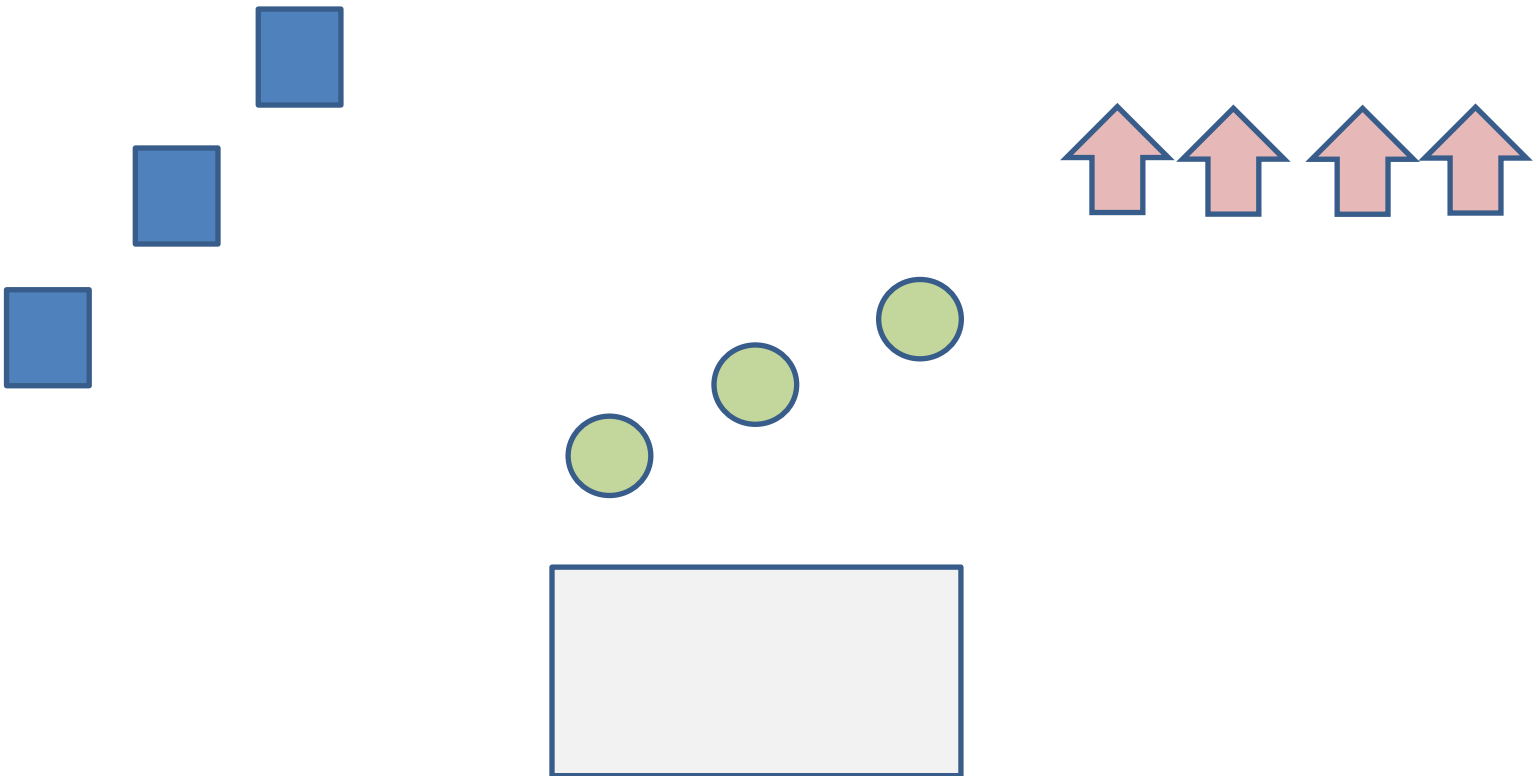
If with shotgun: Hit each swinger, middle middle then outside outside make shotgun safe

Stage 2 Mid Gulch

2 Pistols Holstered or in hand(s) 5 rounds each	Rifle Staged safely or in hand(s) 10 rounds	Shotgun Staged safely or in hand(s) 4+ rounds
---	--	--

Firearm Sequence: Shooter's choice

Positions: Both feet 3+ feet left of table, table & both feet 3+ feet right of table, must use three



Start: Holding gun(s) of choice

Line: **Fibonacci ?**

At the beep;

If with pistols engage the three pistol targets, 5 on left then 3 in middle then 2 on right (reverse Fibonacci), holster

If with rifle same instructions as pistol using rifle targets, make rifle safe

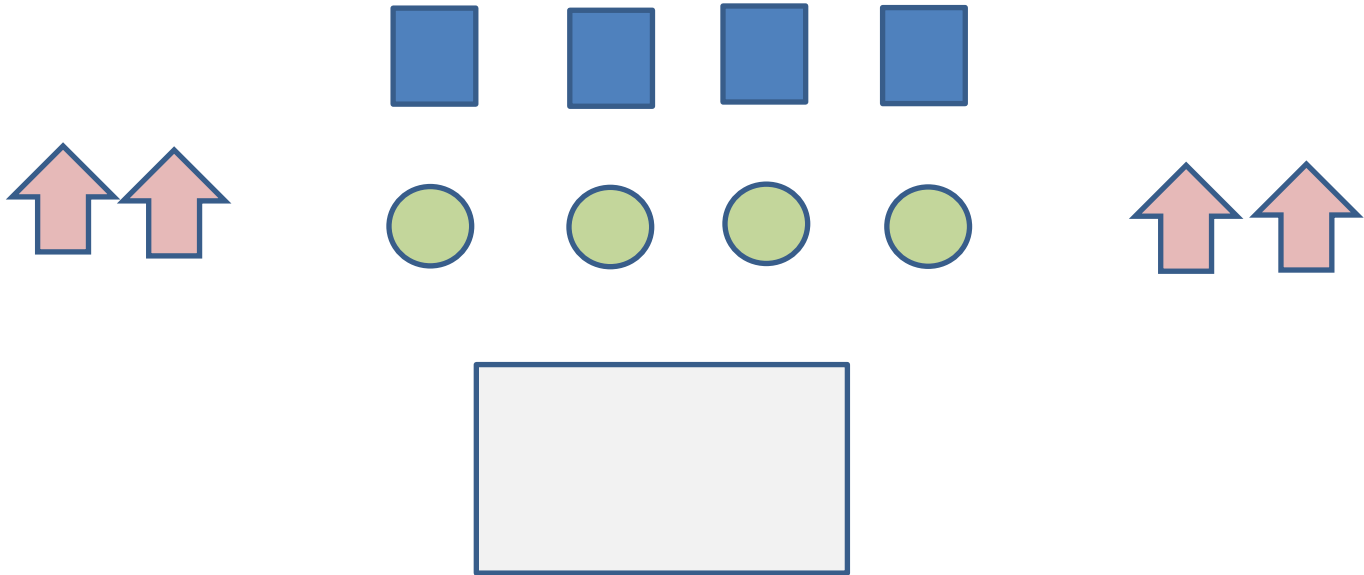
If with shotgun: Hit each swinger, make shotgun safe

Stage 3 Top of the Gulch

2 Pistols Holstered 5 rounds each	Rifle Staged safely 10 rounds	Shotgun Staged safely 4+ rounds
---	-------------------------------------	---------------------------------------

Firearm Sequence: Shooter's choice

Positions: Behind table, both feet



Start: Fingers touching shoulders

Line: **Cross my heart**

At the beep;

If with pistols engage the pistol targets 1 on outside then double tap middle targets then repeat instructions using the other outside target, then holster.

If with rifle same instructions as pistol using rifle targets, make rifle safe.

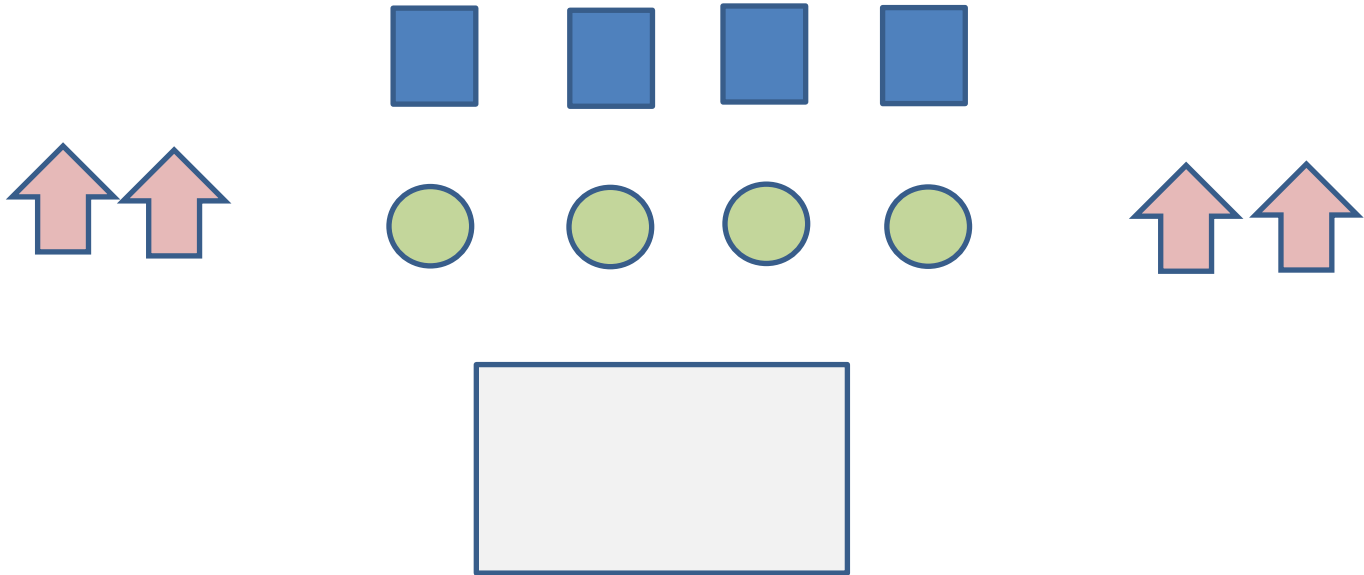
If with shotgun: Hit the 4 shotgun swingers outside then inside then other outside then other inside, make shotgun safe

Stage 4 Top of the Gulch

2 Pistols Holstered 5 rounds each	Rifle Staged safely 10 rounds	Shotgun Staged safely 4+ rounds
---	-------------------------------------	---------------------------------------

Firearm Sequence: Shooter's choice

Positions: Behind table, both feet



Start: Palms of hands flat on table not touching guns

Line: **Look clean fingernails**

At the beep;

If with pistols engage the pistol targets double tap each middle then triple tap each outside, holster.

If with rifle same instructions as pistol using rifle targets, make rifle safe.

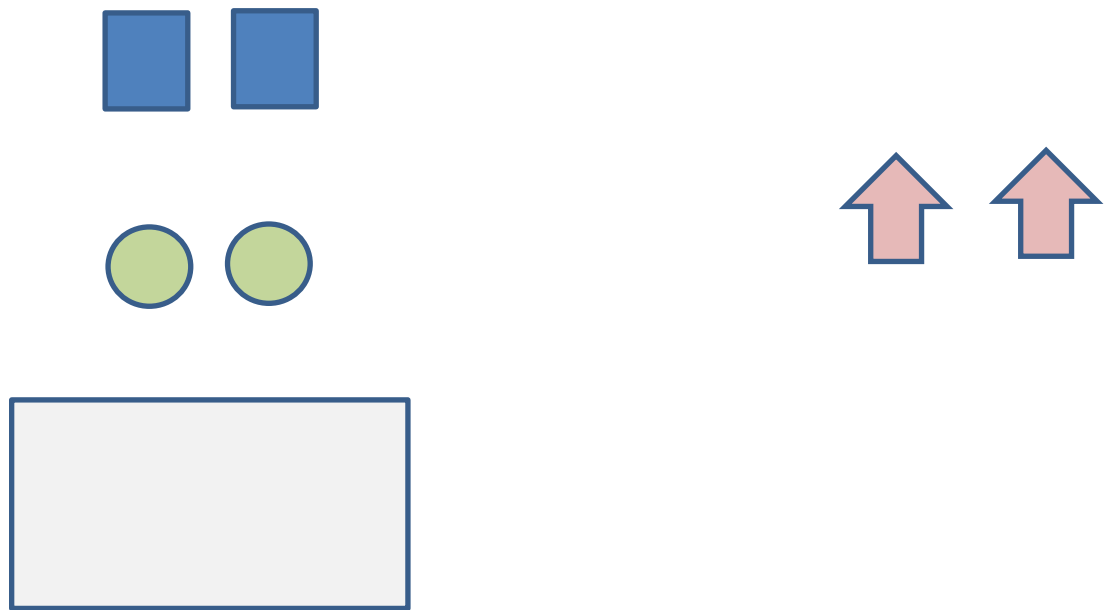
If with shotgun: Hit the 4 shotgun swingers make shotgun safe

Stage 5 Bottom of the Gulch

2 Pistols Holstered 5 rounds each	Rifle Staged safely or port arms 10 rounds	Shotgun Staged safely or port arms 2+ rounds
---	---	---

Firearm Sequence: Shooter's choice

Positions: Table & 3+ feet right of table, must use two



Start: Long gun of choice port arms

Line: **Ah onea and ah twoa**

At the beep;

If with pistols engage two pistol targets using a progressive sweep (Lawrence Welk) from either end then holster.

If with rifle engage the rifle targets same instructions as pistols using rifle targets, make rifle safe.

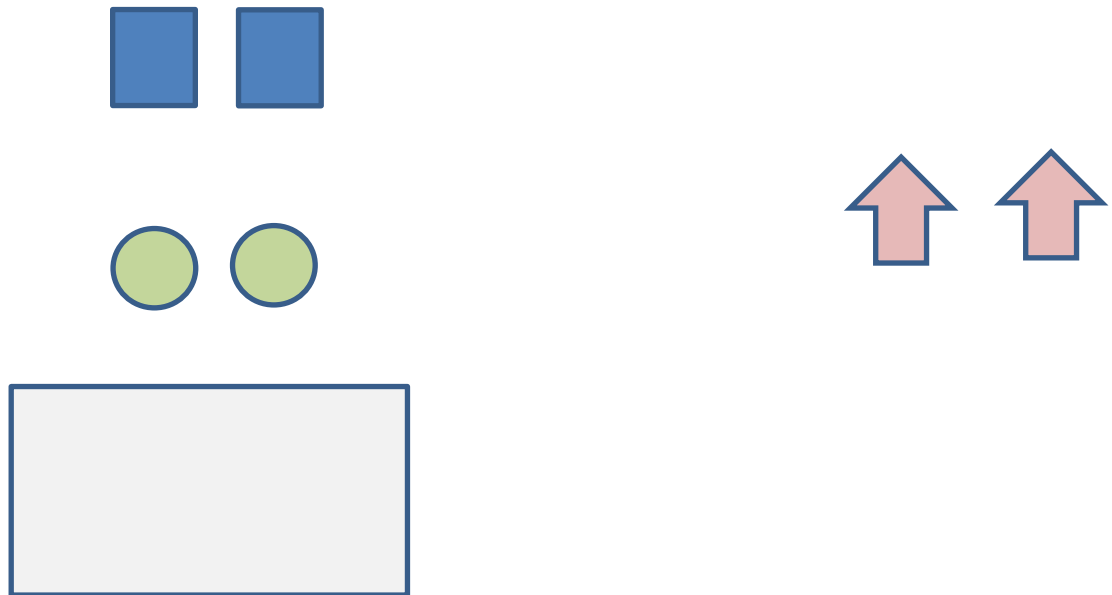
If with shotgun: Hit the two swingers. Make shotgun safe.

Stage 6 Bottom of the Gulch

2 Pistols Holstered 5 rounds each	Rifle Staged safely or port arms 10 rounds	Shotgun Staged safely or port arms 2+ rounds
---	---	---

Firearm Sequence: Shooter's choice

Positions: Table & 3+ feet right of table, must use two



Start: 9 fingers-thumbs touching table

Line: **1 then 9**

At the beep;

If with pistols engage a rifle target with 1 round then the pistol targets with 9 rounds then holster.

If with rifle engage a pistol target with 1 round then the rifle targets with 9 make rifle safe.

If with shotgun: Hit the two swingers. Make shotgun safe.