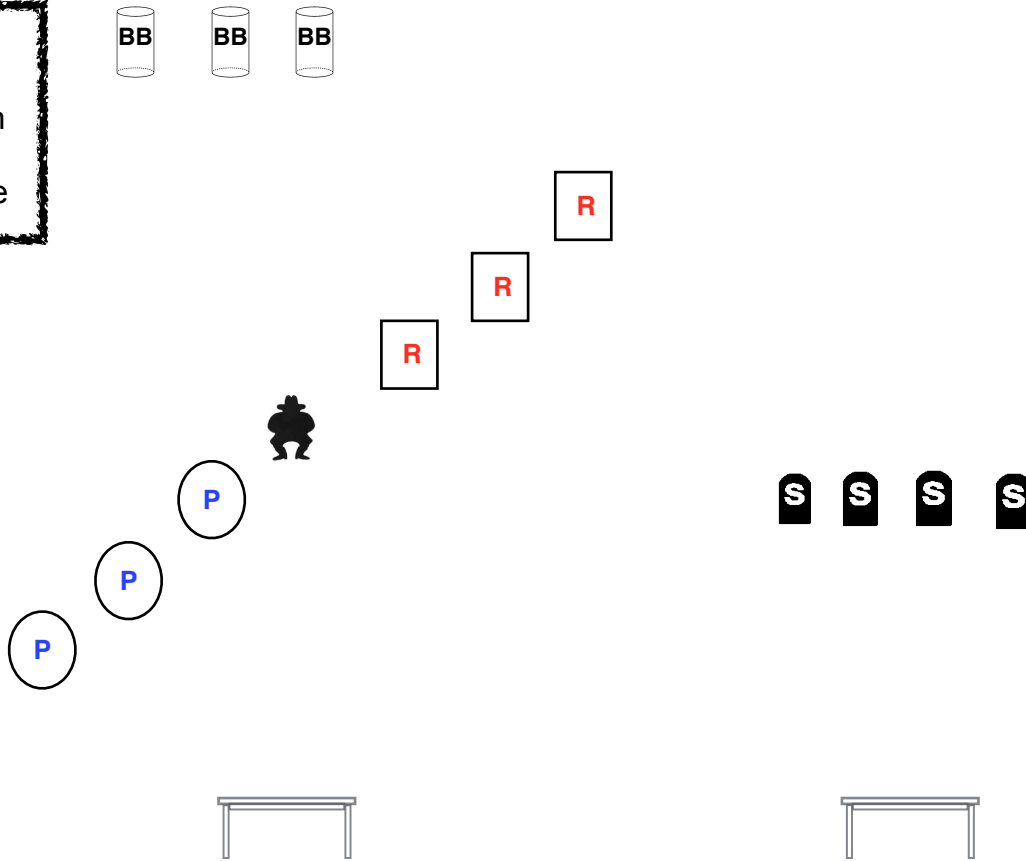


Stage - 1

10 Rifle
10 Pistol
4+ Shotgun
5 BB Lever
3 BB Single



Gun order and shooting position are shooter's choice. Pistols loaded & holstered. Rifle and shotgun are staged safely.

Shooter starts "At the Ready" and will indicate ready by saying "Smoke em!"

At the Beep:

If with Pistols - engage the cowboy with 4 rounds and pistol targets with 2 rounds each. Any order

If with Rifle - engage rifle targets with the same instructions as pistol.

If with Shotgun - engage shotgun targets until down - must go down.

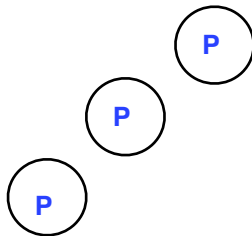
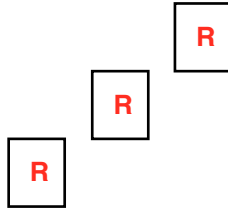
If with Big Bore Lever - engage center big bore target with 2 rounds, then sweep the targets with 1 round each.

If with Big Bore Single - Sweep the targets with 1 round each.

Must use both shooting positions

Stage - 2

10 Rifle
10 Pistol
4+ Shotgun
6 BB Lever
3 BB Single



Gun order and position is shooter's choice. Pistols loaded with 10 rounds, holstered. Rifle and Shotgun staged safely.

Shooter starts with gun of choice in hand/hands and will indicate ready by saying "Outside - Outside"

At the Beep:

If with Pistols - engage pistol targets 2-6-2, any order

If with Rifle - engage rifle targets same as pistol

If with Shotgun - outside - outside, then inside - inside

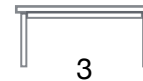
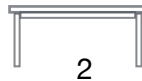
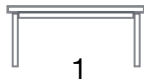
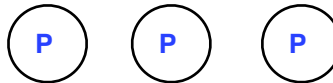
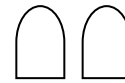

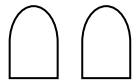
If with Big Bore Lever - outside - outside, then inside. Repeat

If with Big Bore Single - outside - outside - inside

Must use both shooting positions

Stage - 3

- 10 Rifle
- 10 Pistol
- 4+ Shotgun
- 8 BB Lever
- 6 BB Single



Gun order and starting position is shooter's choice. Rifle loaded with 10 rounds staged at position 2. Shotgun open & empty, staged at position 1 or 3. Pistols loaded with 10 rounds, holstered.

Shooter indicates ready by saying "What the hell".

At the Beep:

If with Pistols - with the first four rounds, alternate between the two outside targets then with remaining rounds, engage the three pistol targets in a progressive sweep from either end. (i.e. 1,3,1,3,1,2,2,3,3,3)

If with Rifle - engage rifle targets with same instructions as pistol. Make rifle safe.

If with Shotgun - engage 2 shotgun targets from position 1 and 3. Make shotgun safe.

If with Big Bore Lever - alternate on the big bore targets with the first two rounds, then with 6 rounds, engage in a progressive sweep starting on either end (i.e. 1,2,1,2,2,1,1,1)

If with Big Bore Single - engage big bore targets in a progressive sweep starting on either end. (i.e. 1,2,2,1,1,1)

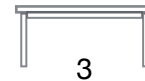
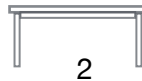
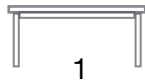
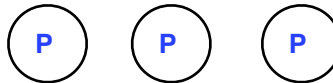
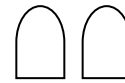

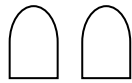
Must use all 3 shootings positions

Stage 4

10 Rifle
10 Pistol
4+ Shotgun
5 BB Lever
3 BB Single

1

2



Gun order is shotgun, then shooters choice.

Rifle loaded with 10 rounds staged safely. Pistols loaded with 10 rounds, holstered.

Shooter stands at position 1 or 3, shotgun in hands.

Shooter indicates ready by saying "What, can't split them?".

At the Beep:

Shotgun - engage 2 shotgun targets from position 1 and 3. Make shotgun safe.

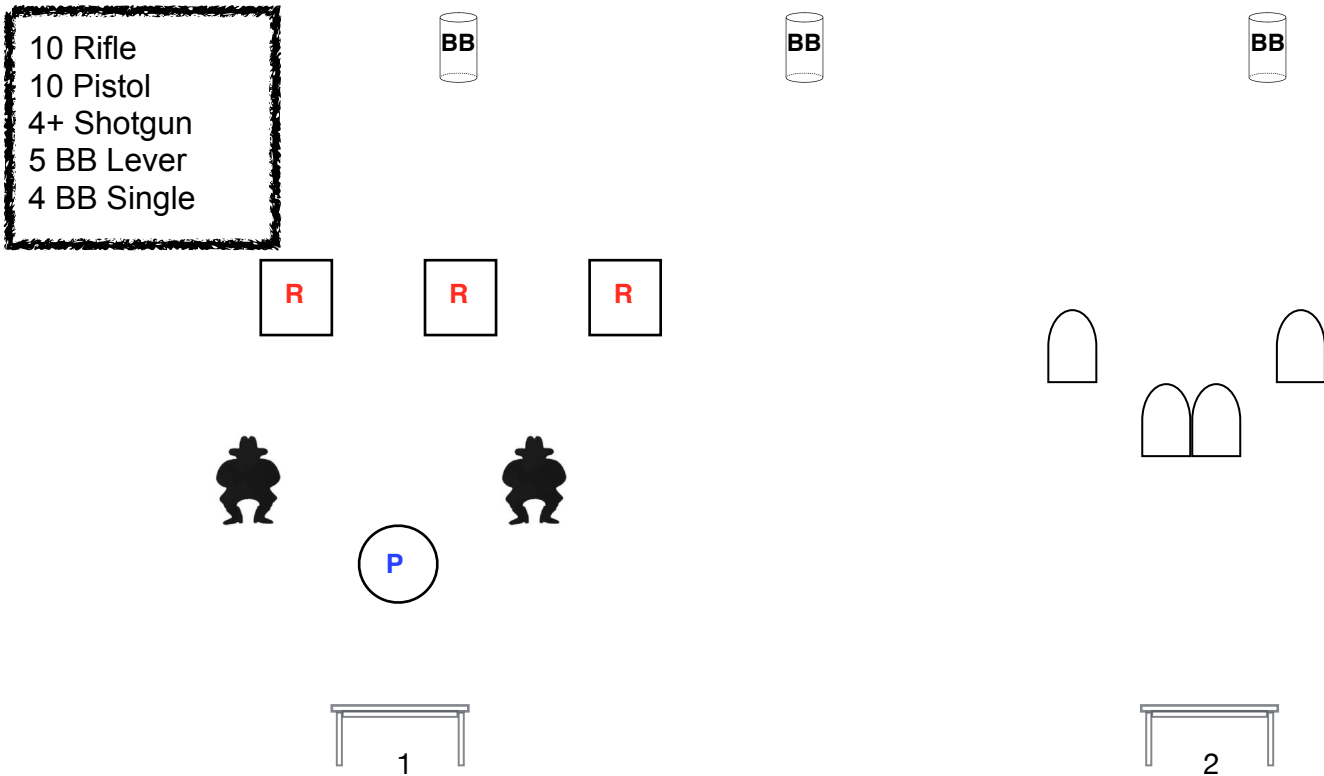
If with Pistols - From position 2, engage pistol targets with a triple tap sweep, then last round on the center target.

If with Rifle - From position 2, engage rifle targets with same instructions as pistol. Make rifle safe.

If with Big Bore Lever - From position 2, double tap both big bore targets, starting on 1. Last round on 1.

If with Big Bore Single - From position 2, starting on big bore target #1, alternate for 3 rounds. (1,2,1)

Stage - 5



Gun order and starting position is shooter's choice. Rifle loaded with 10 rounds staged safely. Shotgun open and empty, staged on table 2. Pistols loaded with 10 rounds, holstered.

Shooter starts with hand(s) on pistol(s) indicates ready by saying "Which way is clockwise?"

At the beep:

If with Shotgun - Engage knockdowns any order. Make shotgun safe.

If with Pistols - Starting on outside target, Nevada Sweep the three pistol targets for 5 rounds, then starting on the opposite outside target, Nevada Sweep the three pistol targets for 5 rounds.

If with Rifle - Same instructions as Pistol. Make rifle safe.

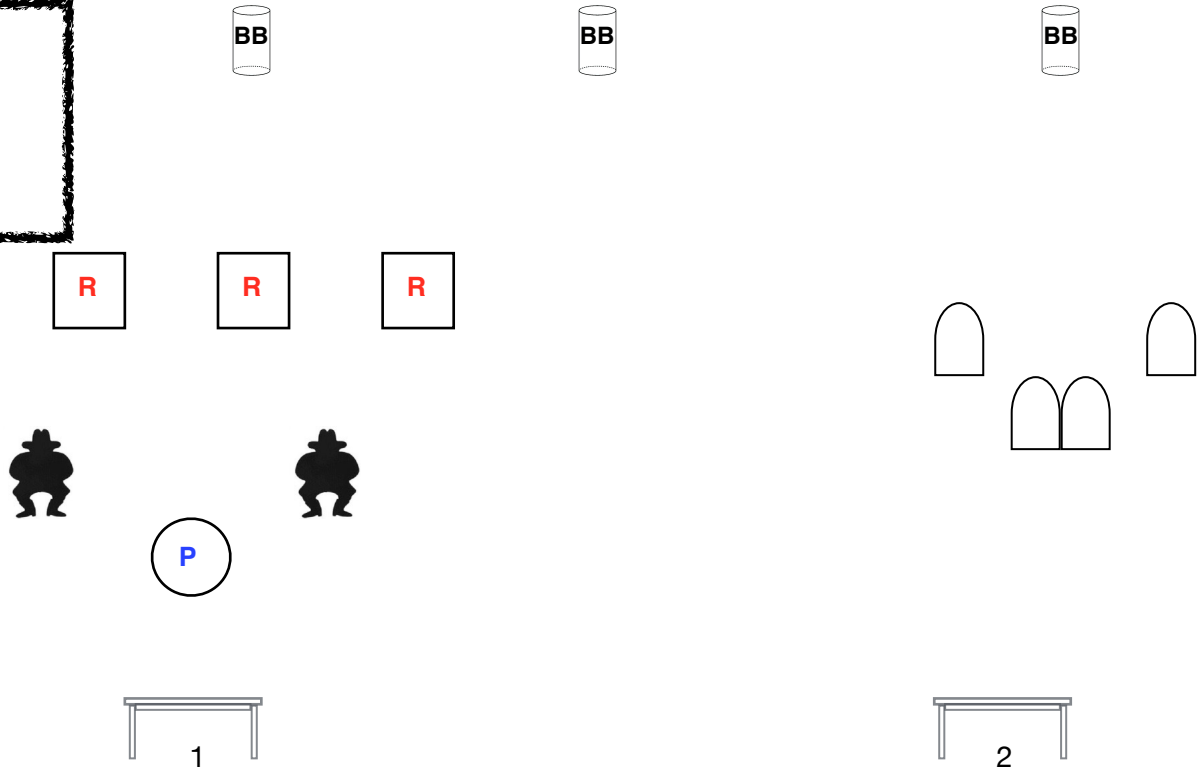
Big Bore Lever - Nevada sweep the targets with a 5 rounds, starting on either end.

Big Bore Single - Nevada sweep the targets with 4 rounds, starting on either end.

Must use both positions

Stage - 6

10 Rifle
10 Pistol
4+ Shotgun
6 BB Lever
6 BB Single



Gun order and starting position is shooter's choice. Rifle loaded with 10 rounds staged safely. Shotgun open and empty, staged on table 2. Pistols loaded with 10 rounds, holstered.

Shooter with hands flat on table, shooter indicates ready by saying "Center!". At the beep:

If with Rifle - Starting on center target, double tap Nevada sweep for 10 round.

If with Big Bore Lever: Starting on center target, double tap all targets .

If with Big Bore Single - Starting on center target, double tap all targets,

If with Shotgun - Engage the 4 knockdowns, must go down. Make shotgun safe.

If with Pistols - Same instructions as the rifle.

Must use both positions