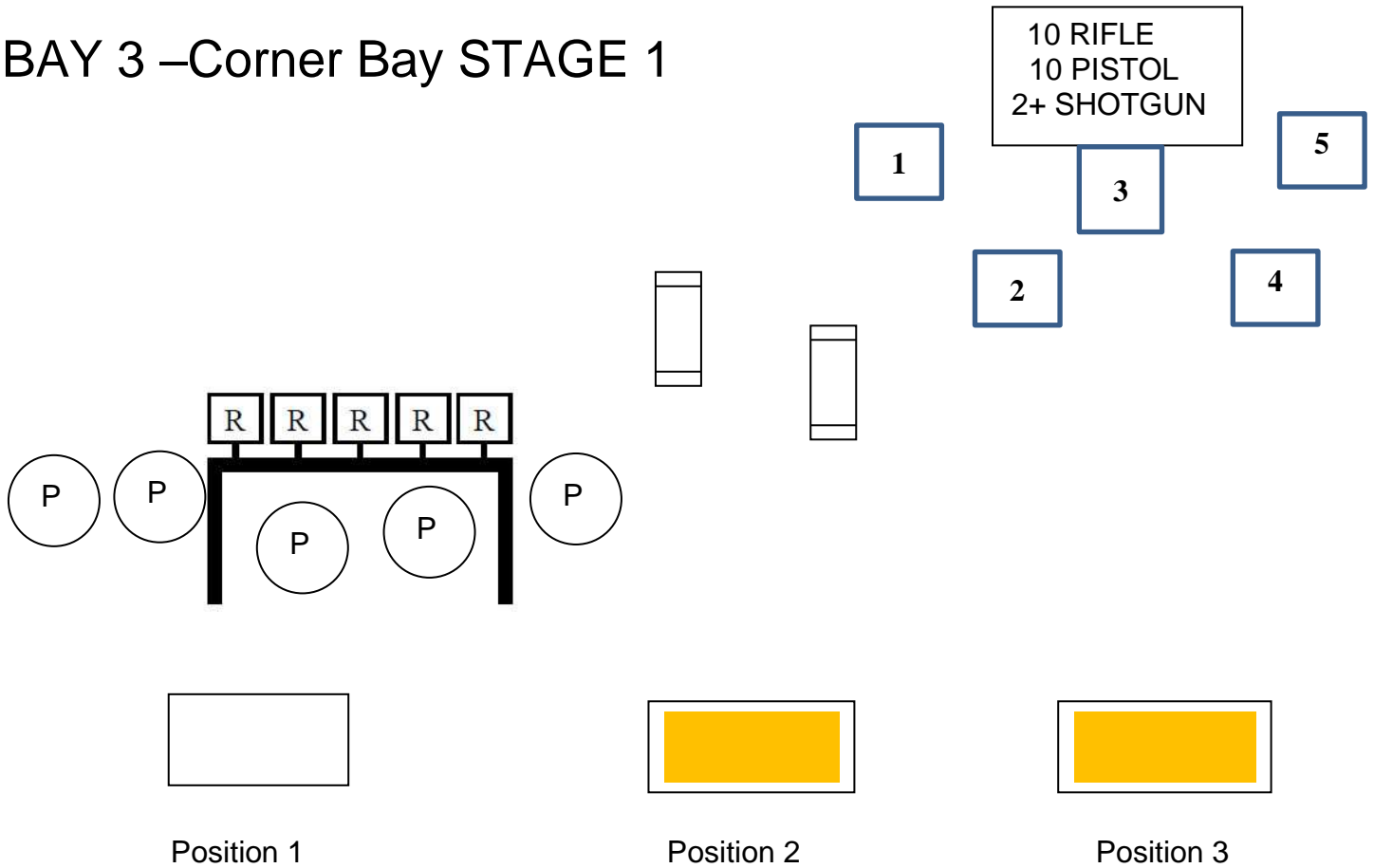


BAY 3 –Corner Bay STAGE 1

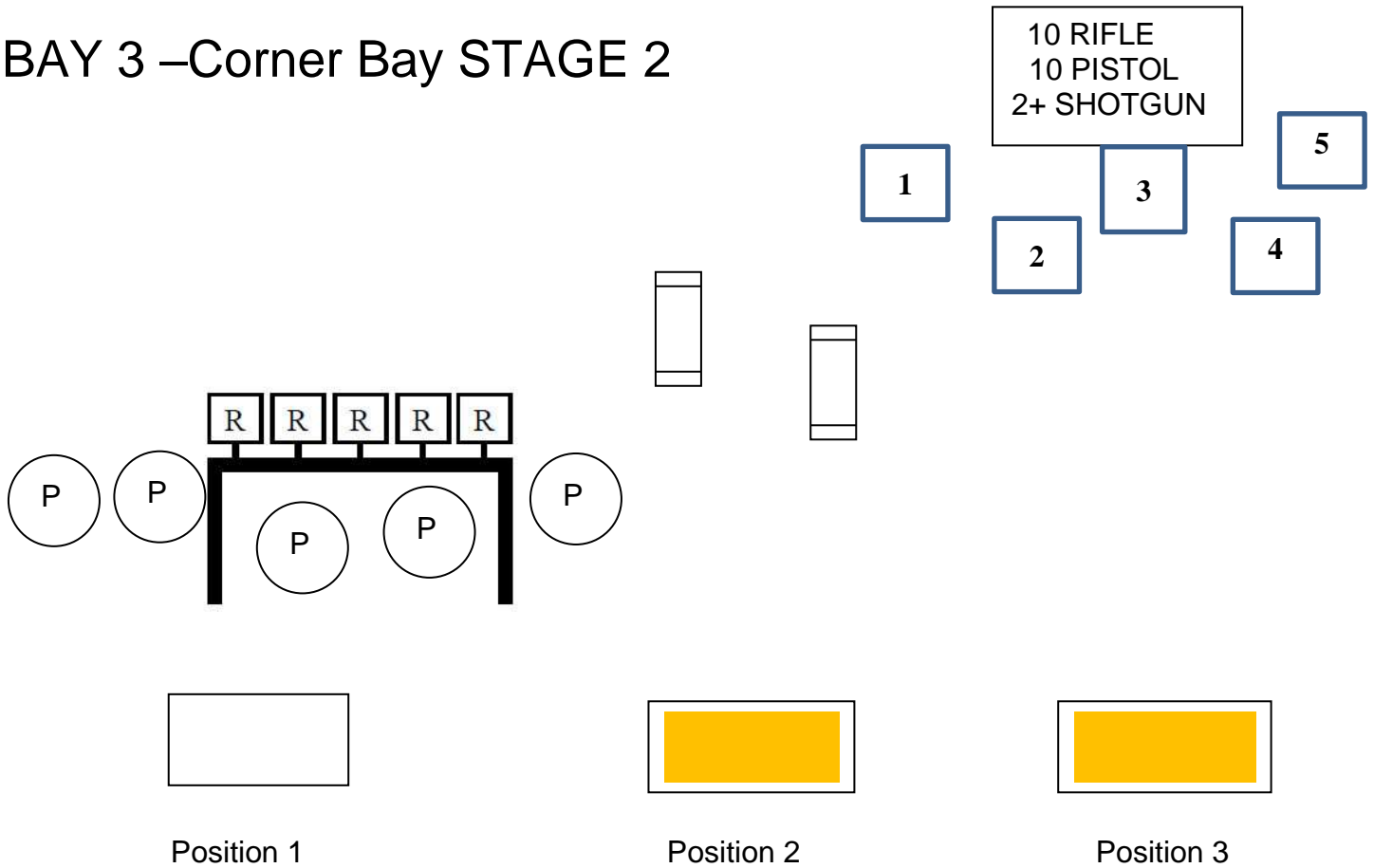


Start: At position 1 standing with one hand on a make believe bible and the other hand as taking an oath. Rifle loaded with 10 rounds and open, empty shotgun both staged anywhere safely. Two revolvers loaded with 5 rounds each, holstered..

At the buzzer, From POS 1 with revolvers engage the 5 black plates on the rack and the five “P” targets ***once each***. Targets may be shot in any order. .Move to Position 3 and with rifle engage the 5 rifle targets in the following order 1 On 3, 2 on 2, 2 on 1, 1 on 3, 2 on 4, 2 on 5 . Move to Position 2 and with shotgun engage the two “S” targets. THEN make up any standing plates with the shotgun by engaging the rifle target 1 once for each plate standing.

NOTE: Any knockdown plates left standing and not made up will be counted as misses.

BAY 3 –Corner Bay STAGE 2



Start: At position 3 with rifle in cowboy pose (rifle on one hip and other hand on other hip). Rifle loaded with 10 rounds, open, empty shotgun staged anywhere safely. Two revolvers loaded with 5 rounds each, holstered..


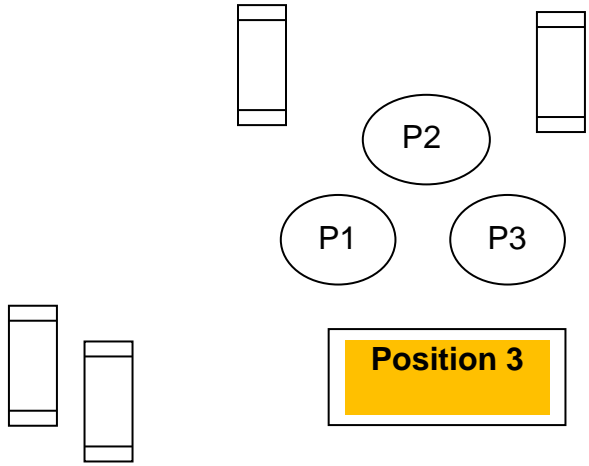
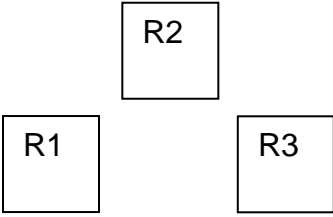
At the buzzer, From Position 3 with rifle engage the 5 rifle targets with a double tap sweep from either end.

Move to Position 2 and with shotgun engage the two “S” targets.

Move to Position 1 and with revolvers engage the 6 plates on the rack until down and then any remaining rounds on the “P” target(s). Misses on the P target(s) and any plates left standing are misses. Each hit on a P target is a 1 second bonus.

BAY 5 -STAGE 3 -Restaurant

10 RIFLE
10 PISTOL
4+ SHOTGUN



Position 1

Position 2


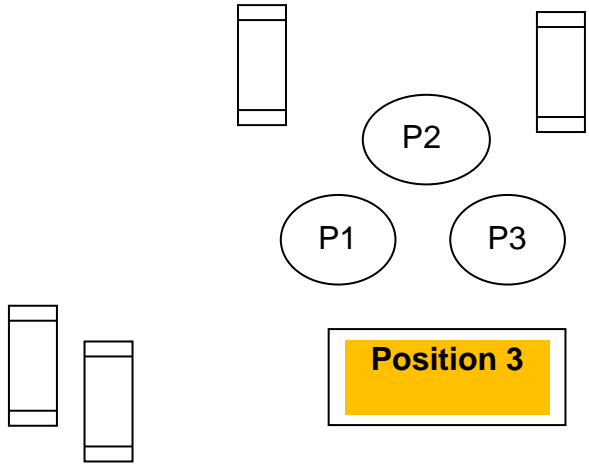
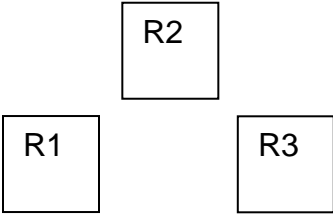
Start: Shooter standing at position 1 Rifle loaded with 10 rounds in hand. Open empty shotgun staged anywhere safely except at position 3. Pistols loaded with 5 rounds each holstered.

When ready say, **"Alive or dead – it's your choice"** Wait for the buzzer

At the buzzer, With Rifle engage R1-R3 at least three times each, any order. Make Rifle safe **vertically**. From POS 2 with shotgun engage the two close "Shotgun" targets. Move downrange to POS 3 and engage the far 2 shotgun targets, must go down. Then with revolvers engage P1-P3 as per the rifle instructions

BAY 5 -STAGE 4 -Restaurant

10 RIFLE
10 PISTOL
4+ SHOTGUN



Position 1

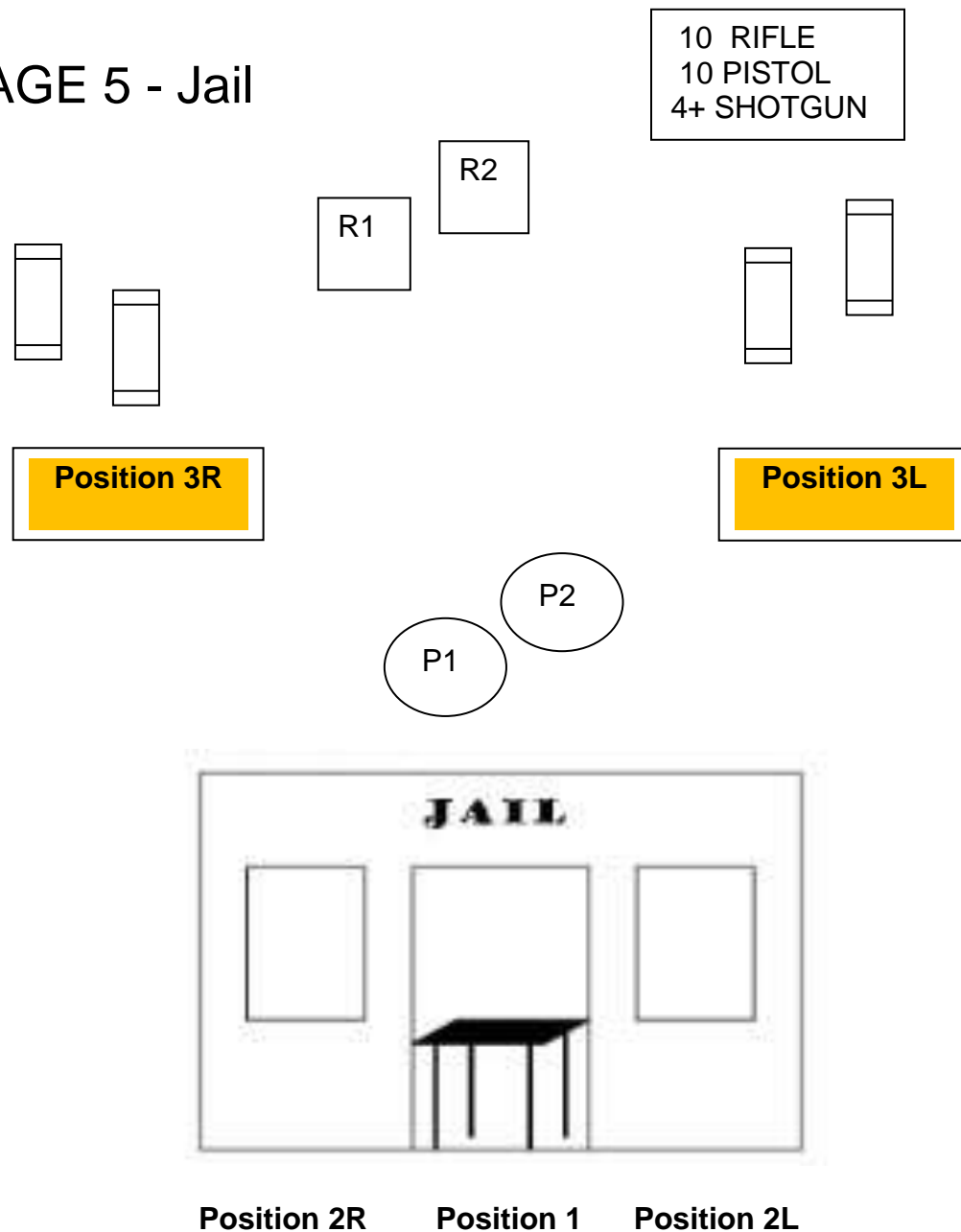
Position 2

Start: Shooter standing at position 1 with hands on hat (or head). Rifle loaded with 10 rounds and open empty shotgun staged anywhere safely except at position 3. Pistols loaded with 5 rounds each holstered.

When ready say, ***"Dying aren't no choice"*** Wait for the buzzer

At the buzzer, With Rifle engage R1-R3 with a continuous Nevada sweep. Make Rifle safe ***vertically***. From POS 2 with shotgun engage the two close "Shotgun" targets. Move downrange to POS 3 and engage 2 far shotgun targets, must go down. Then with revolvers engage P1-P3 as per the rifle instructions

BAY 6 -STAGE 5 - Jail

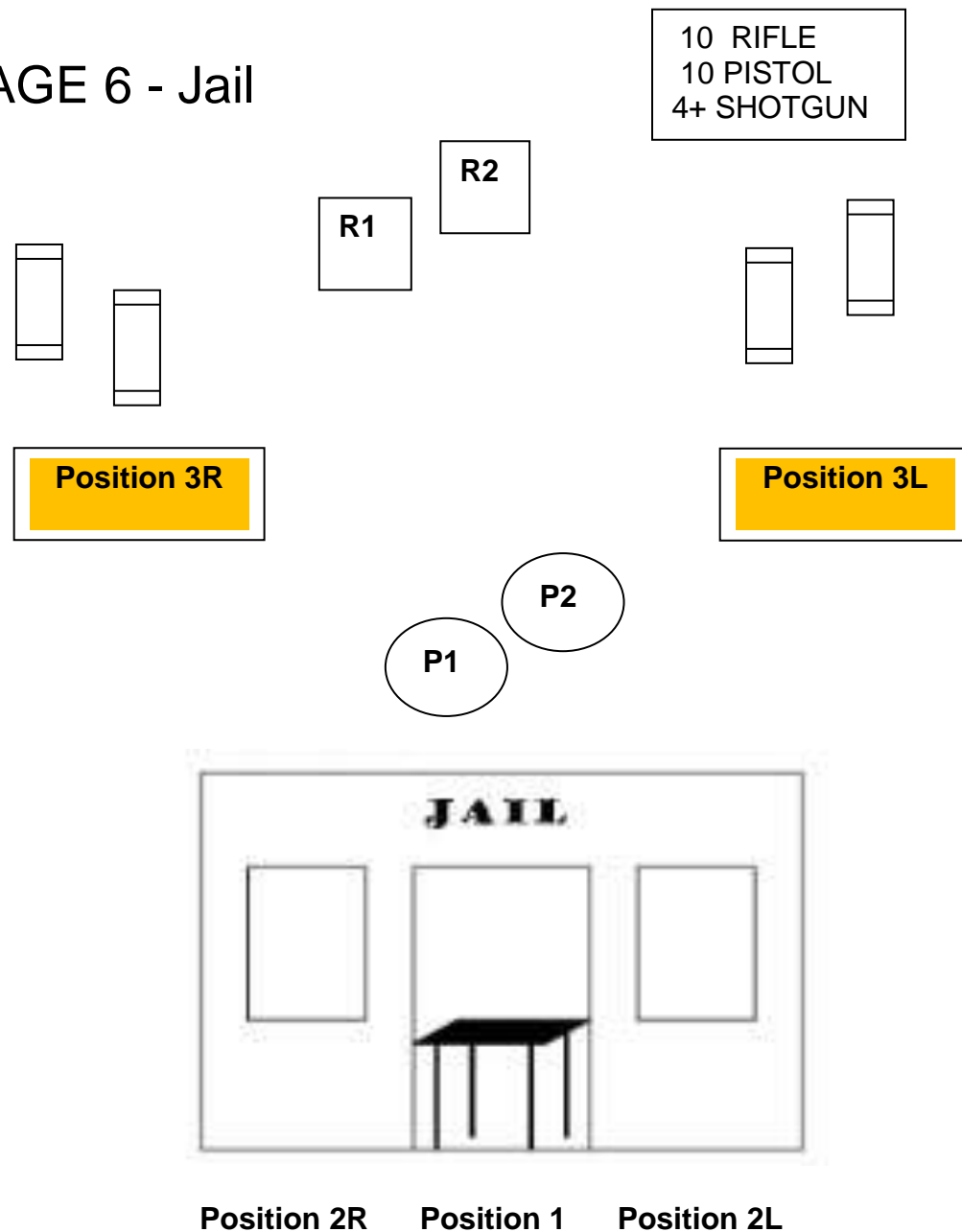


Start: At Position 1 standing upright with hand(s) touching revolver(s), Two revolvers loaded with 5 rounds each, holstered, rifle loaded 10 and open empty shotgun staged anywhere safely except at a position 3. .

At the buzzer engage P1-P2 with a "Sweet Lil" Sweep" (1 on P1, 2 on P2, 4 on P1, 2 on P2, 1 on P1). From either one of the position 2's (windows) with rifle engage R1-R2 as per the revolver instructions. Make rifle safe **vertically**.

From either one of the position 3s (hay bales) with shotgun engage two "S" targets must go down. Move to other position 3 and engage the remaining two "S" targets, must go down.

BAY 6 -STAGE 6 - Jail



Start: At Position 1 standing upright with hands at high surrender. Two revolvers loaded with 5 rounds each, holstered, rifle loaded 10 and open empty shotgun staged anywhere safely except at a position 3. .

At the buzzer engage P1-P2 with 5 rounds on each target (any order) From either one of the position 2's (windows) with rifle engage R1-R2 as per the revolver instructions. Make rifle safe **vertically**.

From either one of the position 3s (hay bales) with shotgun engage two "S" targets must go down. Move to other position 3 and engage the remaining two "S" targets, must go down.