

Cold Weather BBR Big Bore Match

The match is written as a big bore optional match. To minimize the amount of steel we need to move to accommodate a big bore optional match, it is written for three stages in each of two bays. However the weather being what it is in winter if we decide this is too much for the conditions that weekend, we can either drop the big bore targets and instructions and shoot the match as a cowboy guns only match or shoot four stages in two bays (either Big Bore or Cowboy only stages.)

ROUND COUNT

Pistol 60

Shotgun 15+

Cowboy Rifle 60

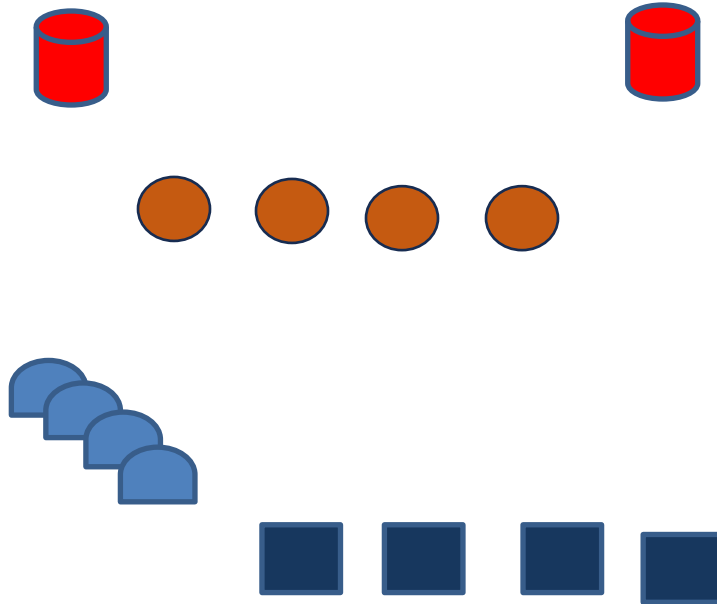
Big Bore Single 18

Big Bore Repeater 30

Target Count

| Stage | Round | Square | Shotgun | Big Bore |
|------------|-------|--------|---------|----------|
| Bordello | 4 | 4 | 4 | 2 |
| Restaurant | 4 | 4 | 4 | 3 |
| Totals | 8 | 8 | 8 | 5 |

10 Rifle
10 Pistol
1+ Shotgun
5 Big Bore Lever
3 Big Bore Single



Stage 1 – Bordello

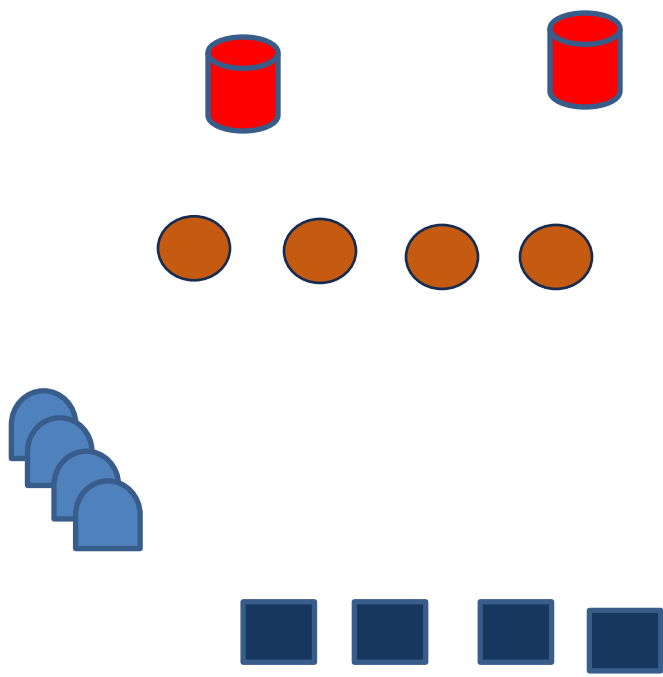
Guns: Rifle loaded ten rounds staged safely. Shotgun open and empty staged safely. Pistols loaded five rounds each holstered.

Start: Any position with any gun. Hands on hips.

Shooting: Any gun in any order.

- With shotgun, engage the four knockdown targets, until down.
- With Rifle, engage rifle targets in a 2-3-3-2 sweep from either end.
- With pistols, engage pistol targets in a 2-3-3-2 sweep from either end
- Big Bore Lever, engage the big bore targets in a 2-3 sweep from either end
- Big bore Single, engage the big bore targets in a 1-2 sweep from either end,
- Must use at least three shooting positions

- 10 Rifle
- 10 Pistol
- 1+ Shotgun
- 5 Big Bore Lever
- 3 Big Bore Single



Stage 2 – Bordello

Guns: Rifle loaded ten rounds staged safely. Shotgun open and empty staged safely. Pistols loaded five rounds each holstered.

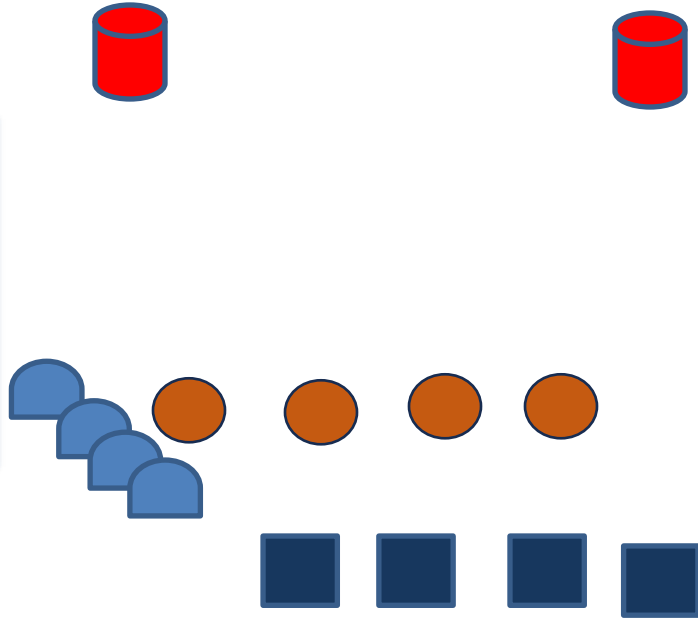
Start: Any position with any gun. Hands flat on stage not touching any gun.

Shooting: Any gun in any order.

- With shotgun, engage the four knockdown targets, until down.
- With Rifle, engage rifle targets in a reverse Lawrence Welk sweep. 4-3-2-1
- With pistols, engage pistol targets in a reverse Lawrence Welk sweep.
- Big Bore Lever, engage the big bore targets as follows: 1,2,2,2,1
- Big bore Single, engage the big bore targets as follows: 1,2,1

Must use at least three shooting positions

- 10 Rifle
- 10 Pistol
- 1+ Shotgun
- 5 Big Bore Lever
- 3 Big Bore Single



Stage 3 – Bordello

Guns: Rifle loaded ten rounds staged safely. Shotgun open and empty staged safely. Pistols loaded five rounds each holstered.
Start: Any position with any gun. Hands on hat.

Shooting: Any gun in any order.

- With shotgun, engage the four knockdown targets, until down.
- With Rifle , engage rifle targets in a 4-1-1-4 sweep from either end.
- With pistols, engage pistol targets in a 4-1-1-4 sweep from either end.
- Big Bore Lever, engage the big bore targets as follows: 1,1,1,1,2
- Big bore Single , engage the big fore targets as follows: 1,1,2

Must use at least three shooting positions

10 Rifle 10

Pistol

4+ Shotgun

5 Big Bore Lever

3 Big Bore Single



Stage 4 – Restaurant

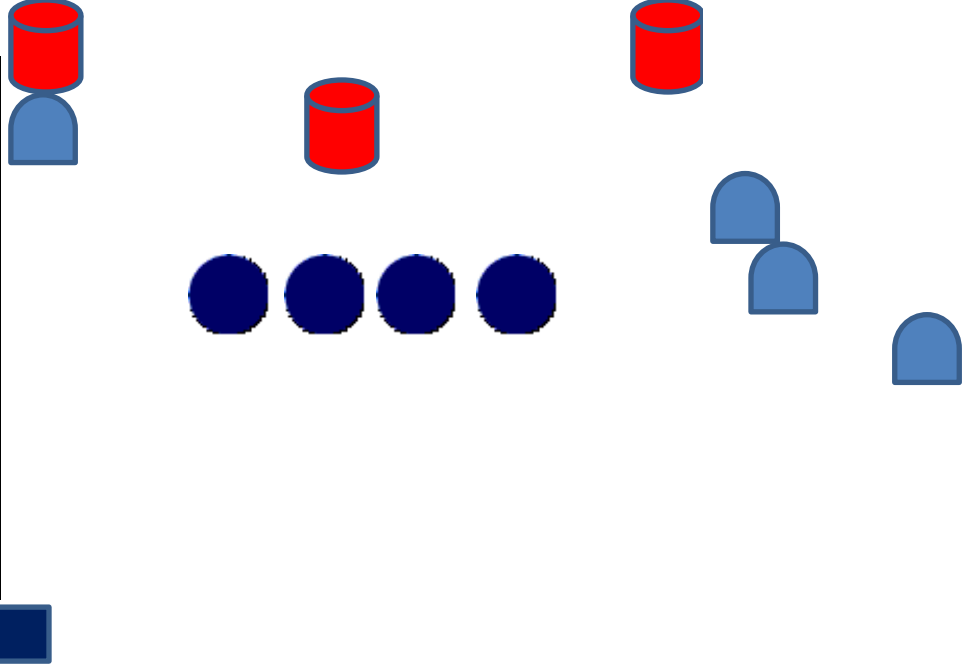
Guns: Rifle loaded ten rounds staged safely. Shotgun open and empty. Pistols loaded five rounds each, holstered .

Start: in any position with gun(s) in hand(s). All other guns holstered or staged safely

Shooting order is shooters choice

- With shotgun, engage four knockdown targets until down.
- With Rifle engage four rifle targets in a 3-2-2-3 sweep from either end.
- With pistols, engage four pistol targets in a 3-2-2-3 sweep from either end.
- With Big Bore lever, engage the big bore targets in a 2-1-2 sweep from either end.
- With Big Bore Single, engage the big bore targets in a 1-1-1 sweep from either end.

- 10 Rifle
- 10 Pistol
- 4+ Shotgun
- 5 Big Bore Lever
- 3 Big Bore Single



Stage 5 – Restaurant

Guns: Rifle loaded ten rounds staged safely. Shotgun open and empty. Pistols loaded five rounds each, holstered .
Start: in any position with hands at default. Two positions must be used.

Shooting order is shooters choice

- With shotgun, engage four knockdown targets – must go down.
- With Rifle engage four rifle targets in a 2-2-2-2 sweep from either end then shoot two of the BB targets.
- With pistols, engage four pistol targets in a 2-2-2-2 sweep from either end then shoot two of the rifle targets.
- With Big Bore lever, engage the big bore targets in a 1-3-1 sweep from either end.
- With Big Bore Single, engage the big bore targets in a 1-1-1 sweep from either end.

10 Rifle

10 Pistol

4+ Shotgun

5 Big Bore Lever

3 Big Bore Single



Stage 6 – Restaurant

Guns: Rifle loaded ten rounds staged safely. Shotgun open and empty. Pistols loaded five rounds each, holstered .

Start: in any position with hands at default.

Shooting order is shooters choice

- With shotgun, engage four knockdown targets – must go down.
- With Rifle engage four rifle targets in a 1-2-3-4 sweep.
- With pistols, engage four pistol targets in a 1 2-3-4 sweep.
- With Big Bore lever, engage the big bore targets in a 1-3-1 sweep from either end.
- With Big Bore Single, engage the big bore targets in a 1-1-1 sweep from either end.