

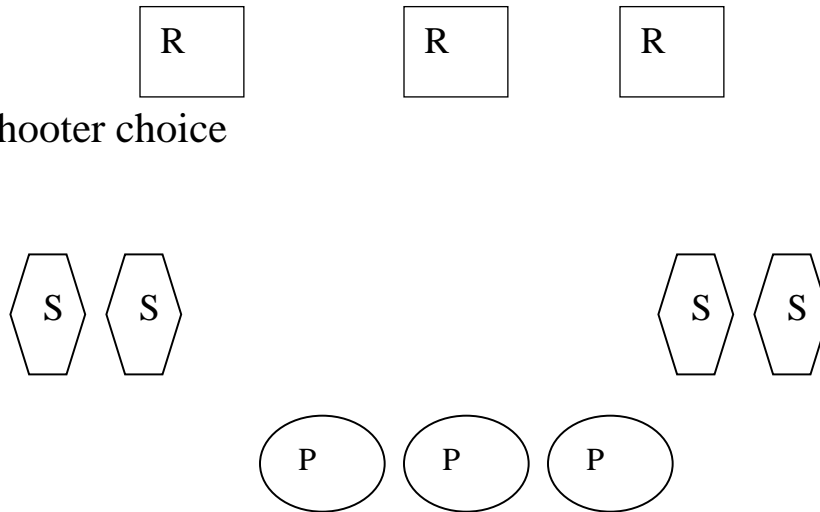
Bay 4 Stage #1

10 Rifle

10 Pistol

4+ Shotgun

Gun order – Shooter choice



Gun order and shooting position shooters choice

Starting with hands flat on table with long guns staged appropriately.

At the beep –

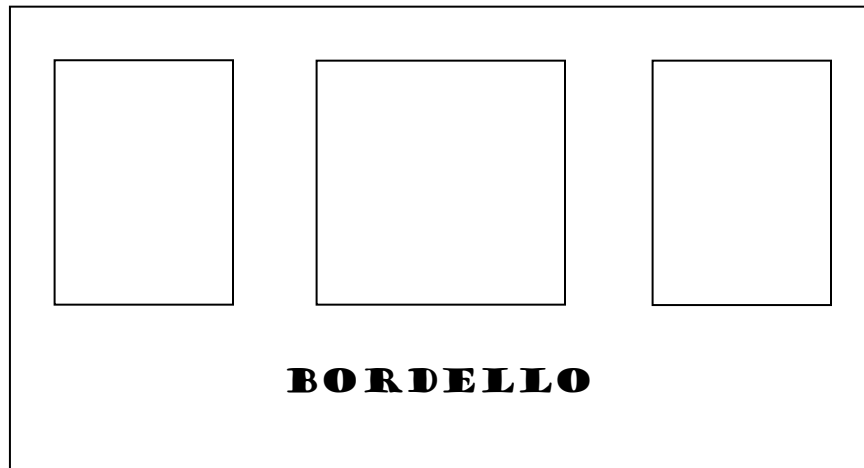
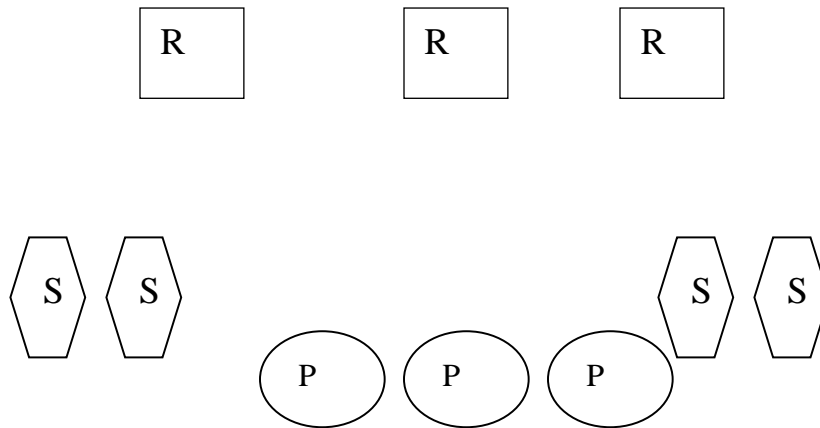
If with rifle- triple tap sweep across the three rifle targets starting from either end and either direction with the last shot in the middle

If with pistols – repeat sweep as with rifle

If with Shotgun – knockdown the four shotgun targets

Bay 4 Stage #2

10 Rifle
10 Pistol
4+ Shotgun



Stand and deliver


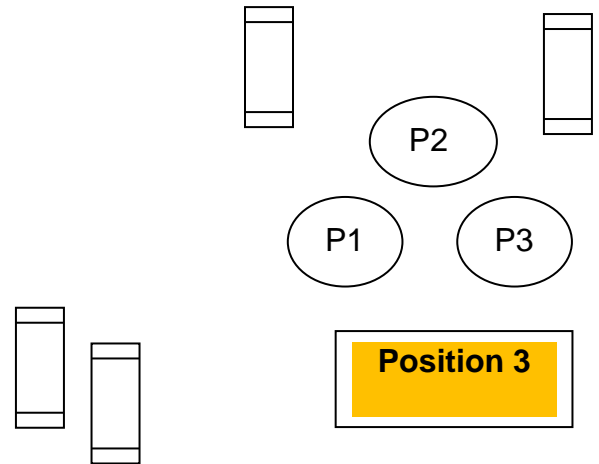
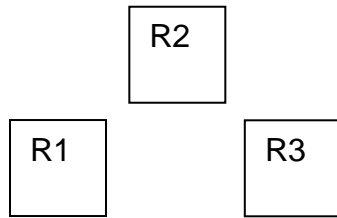
Starting with shotgun in **HANDS** rifle staged appropriately.

At the beep –

With Shotgun engage two of the shotgun targets. Safely ground Shotgun and with rifle double tap NV sweep the rifle targets from either direction. Safely ground rifle, retrieve Shotgun and engage the remaining shotgun knockdowns. Safely ground Shotgun and with pistols shoot the pistol targets the same as with the rifle.

BAY 5 -STAGE 3 -Restaurant

10 RIFLE
10 PISTOL
4+ SHOTGUN



Position 1

Position 2

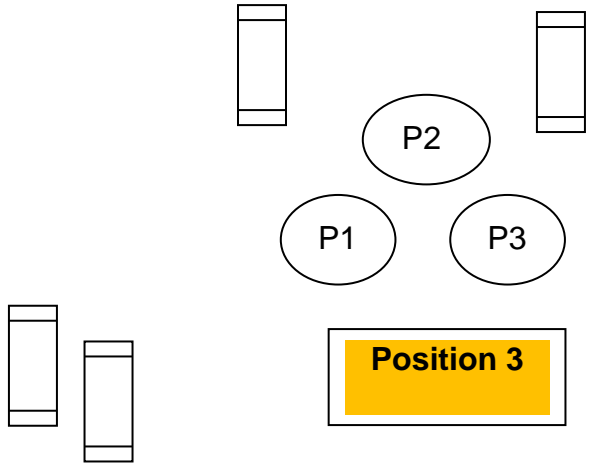
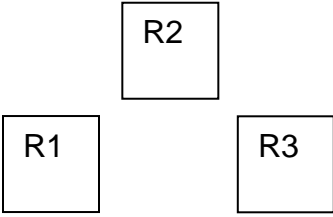
Start: Shooter standing at position 1 Rifle loaded with 10 rounds in hands. Open empty shotgun staged anywhere safely except at position 3. Pistols loaded with 5 rounds each holstered.

When ready say, ***"Alive or dead – it's your choice"*** Wait for the buzzer

At the buzzer, With Rifle engage R1-R3 at least three times each, any order. Make Rifle safe ***vertically or facing into the left hand berm.*** From POS 2 with shotgun engage the two close "Shotgun" targets. Move downrange to POS 3 and engage the far 2 shotgun targets, must go down. Then with revolvers engage P1-P3 as per the rifle instructions

BAY 5 -STAGE 4 -Restaurant

10 RIFLE
10 PISTOL
4+ SHOTGUN



Position 1 Position 2

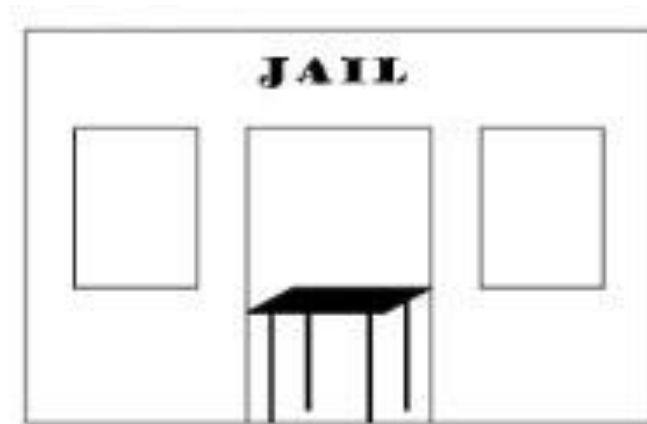
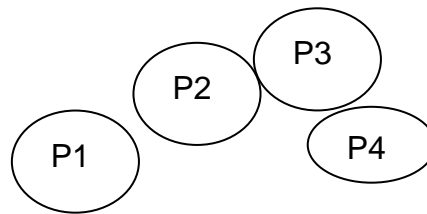
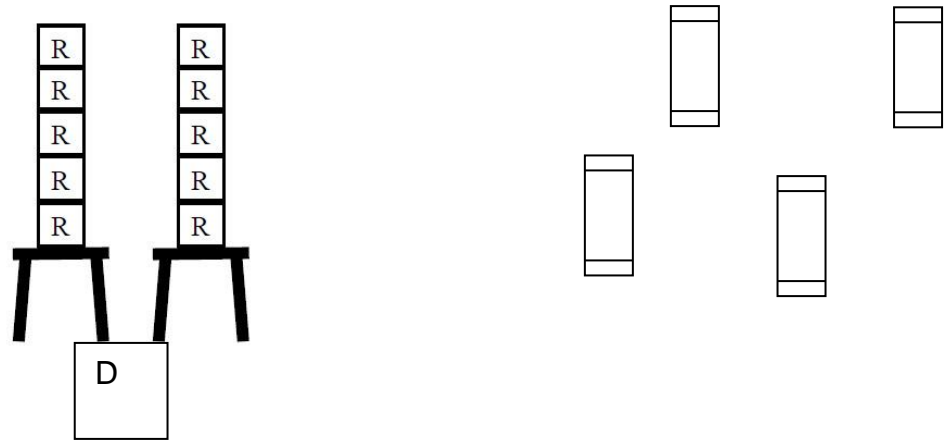
Start: Shooter standing at position 1 with hands on hat (or head). Rifle loaded with 10 rounds and open empty shotgun staged anywhere safely except at position 3. Pistols loaded with 5 rounds each holstered.

When ready say, ***"Dying aren't no choice"*** Wait for the buzzer

At the buzzer, With Rifle engage R1-R3 with a continuous Nevada sweep. Make Rifle safe ***vertically or pointing into the lefthand berm.*** From POS 2 with shotgun engage the two close "Shotgun" targets. Move downrange to POS 3 and engage 2 far shotgun targets, must go down. Then with revolvers engage P1-P3 as per the rifle instructions

BAY 6 -STAGE 5 - Jail

10 RIFLE
10 PISTOL
4+ SHOTGUN



Position 1 **Position 2** **Position 3**

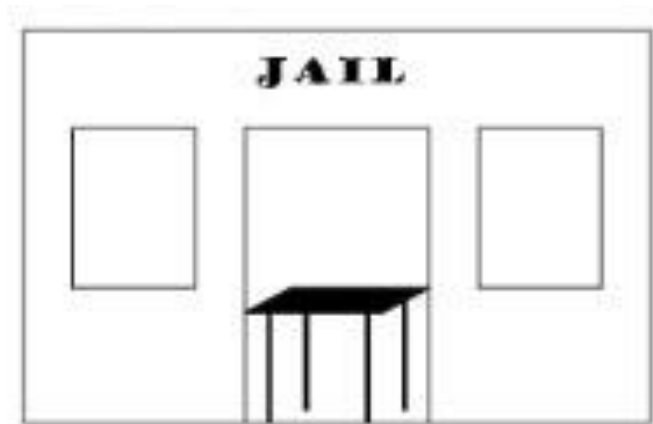
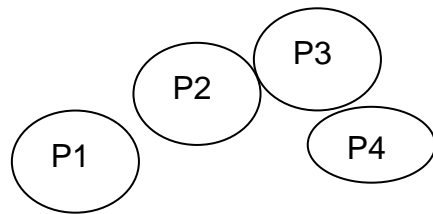
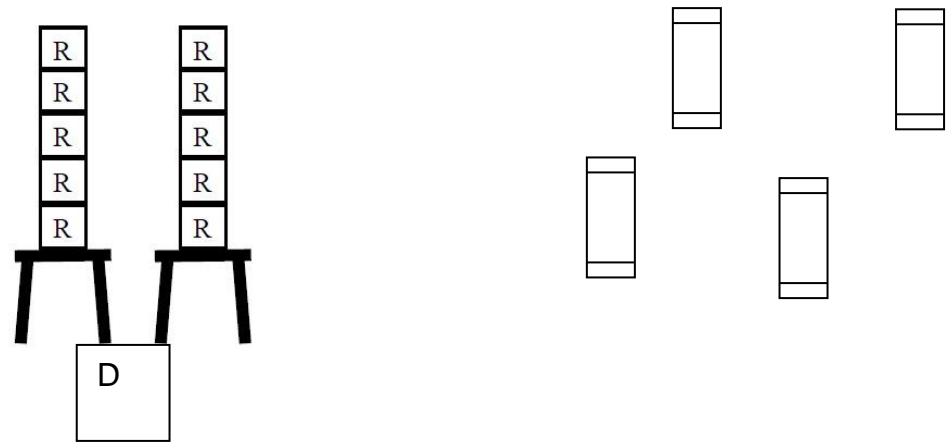
Start: At Position 1 standing upright with hand(s) touching revolver(s), Two revolvers loaded with 5 rounds each, holstered, rifle loaded 10 and open empty shotgun staged anywhere safely.

At the buzzer engage the ten tombstone targets with the rifle.
Move to position 2 and with pistols engage the four pistol targets in a 2-3-3-2 sweep from the left.

Move to position three and engage the four shotgun targets until down then if any tombstone plates are standing you may take your shotgun back to position 1 and shoot the dump plate once for each plate left standing.

BAY 6 -STAGE 5 - Jail

10 RIFLE
10 PISTOL
4+ SHOTGUN



Position 1 **Position 2** **Position 3**

Start: At Position 3 standing upright with shotgun in hand, Two revolvers loaded with 5 rounds each, holstered, rifle loaded 10 staged anywhere safely.

At the buzzer engage the four shotgun targets till down
Move to position 2 and with pistols engage the four pistol targets in a in a continuous Nevada sweep.

Move to position 1 and engage ten tombstones by alternating between the two racks. You may shoot the dump plate once for each plate left standing with any gun.