

THE BATTLE BORN RANGERS

WELCOMES YOU WITH A

“SALUTE TO FREEDOM”

**CELEBRATING
THE USA'S
245TH BIRTHDAY**

COME JOIN US

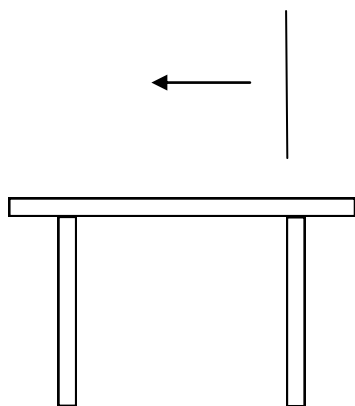
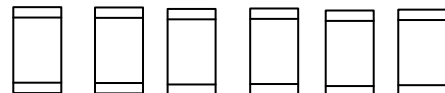
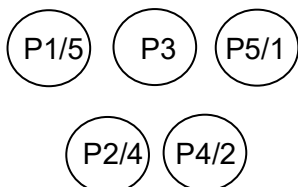
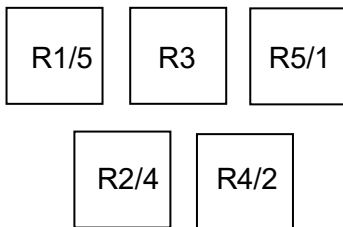
- LONG RANGE MATCH -
- WILD BUNCH MATCH -
- AND
- COWBOY ACTION SHOOTIN' MATCH -

**JULY 2ND - 4TH, 2021
FERNLEY FEST
WEEKEND**




Bay 1, Stage 1: Livery Stable - WB


28 Pistol
7 Rifle
6 Shotgun



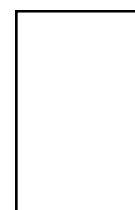
Position 1



Position 2



Position 3



Position 4

Start: Shooter's choice of starting position and gun order. Long guns staged appropriately. Must use 2 shooting positions.

When ready say: ***"The strengths of a nation lies in the homes of its people."***

Wait for the buzzer.

On signal:

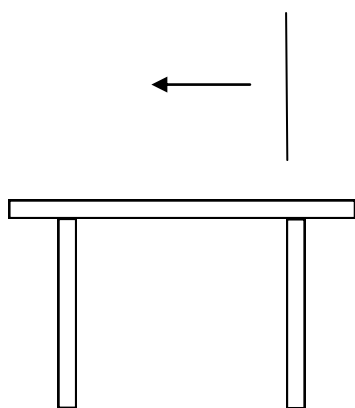
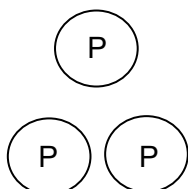
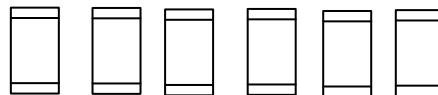
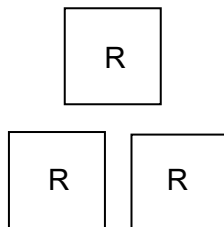
If Pistol and 28 Rounds: Starting on either end, engage P1 - P5 in a 6 - 3 - 3 - 3 - 6 sweep and R1 - R5 with a 2 - 1 - 1 - 1 - 2 sweep.

If Rifle and 7 Rounds: Engage R1 - R5 with a 2 - 1 - 1 - 1 - 2 sweep.

If Shotgun: Engage shotgun knockdowns in the following order: Outside, Outside, Inside, Inside, Middle, Middle

Bay 1, Stage 2: Livery Stable - WB


21 Pistol
7 Rifle
6 Shotgun



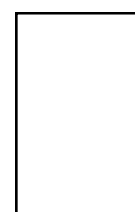
Position 1



Position 2



Position 3



Position 4

Start: Shooters choice of starting position and gun order. Long guns staged appropriately. Must use 3 shooting positions.

When ready say: ***"It is sweet to serve ones country by deeds."***

Wait for the buzzer.

On signal:

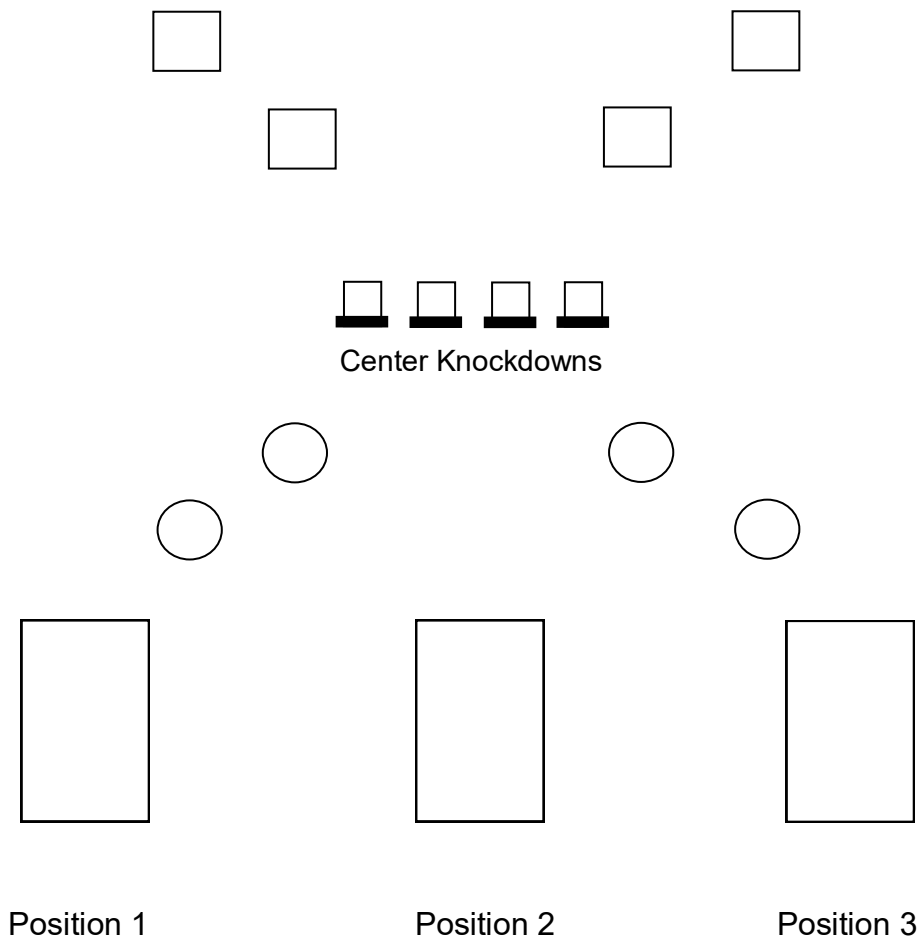
If Pistol and 21 Rounds: Starting on either end, engage pistol targets with a 2 - 3 - 2 sweep and repeat starting in the opposite direction of the first sweep. Repeat directions on rifle targets (once).

If Rifle and 7 Rounds: Starting on either end, engage rifle targets with a 2 - 3 - 2 sweep.

If Shotgun and 6 Rounds: In any order, engage shotgun knockdowns.

Bay 4, Stage 3: Bordello - WB

28 Pistol



Start: Shooter's choice of starting position.

When ready say: ***"Freedom lies in being bold."***

Wait for the buzzer.

At Signal

With Pistol and 28 Rounds: Engage each target 3 times each and Center Knockdowns once each.

Start: Shooter's
position and gu

Bay 6, Stage 4: Marshals Office - WB

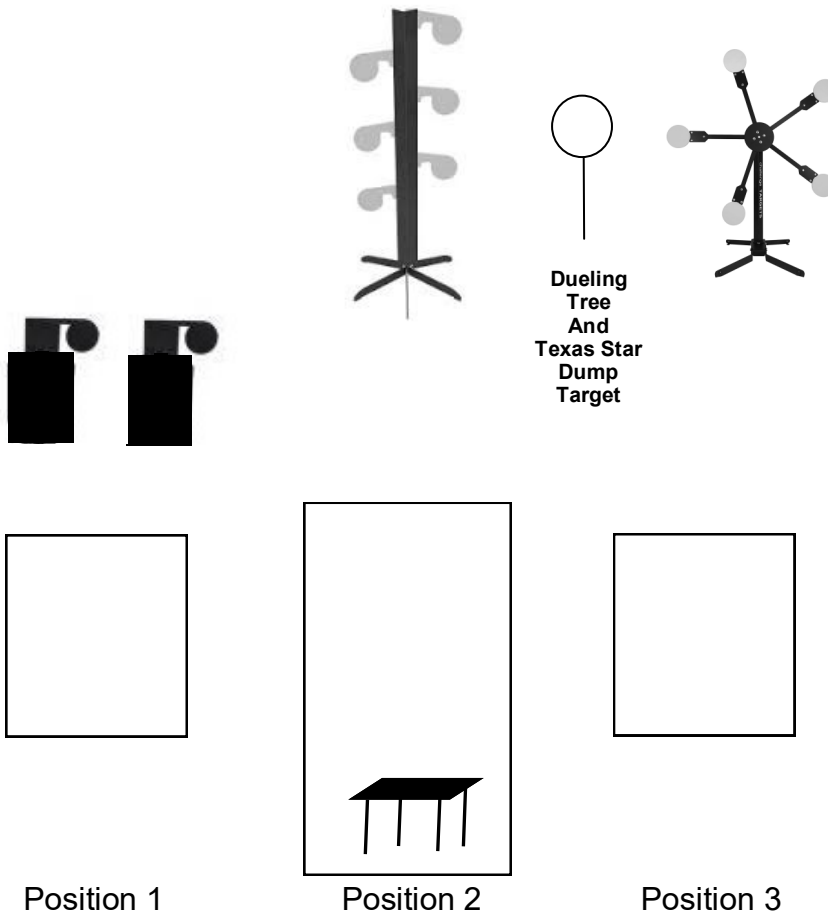
28 Pistol

Or

21 Pistol

And

7 Rifle



Start: Shooters choice of starting position and gun order. If used, long gun staged appropriately. Must use 3 shooting positions.

When ready say: ***“By uniting we stand.”***

Wait for the buzzer.

On Signal:

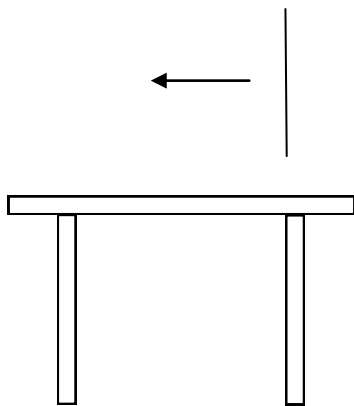
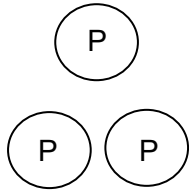
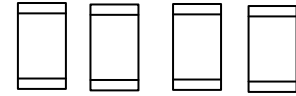
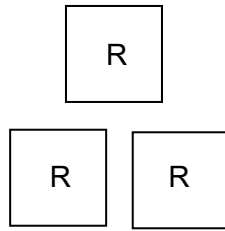
If Pistol and 28 Rounds: In any order, engage the Hostage/Hostage Takers in the following manner: 3 rounds on each hostage and one round either hostage taker. Repeat using the opposite hostage taker. With pistol engage the Dueling and the Texas Star with 7 rounds each. Place any remaining rounds on the Dump Target. Dueling Tree paddles must go half way around to count and Texas Star paddles must come off to count.

Or

If Pistol and 21 Rounds and Rifle and 7 Rounds: Engage the Hostage/Hostage Takers with the same instructions as above. Engage either the Dueling Tree or the Texas Star with same instructions as above. With rifle engage either the Dueling Tree or Texas Star **NOT** used with pistol. Paddles must swing half way around to count and Texas Star paddles must come off to count.

Bay 1, Stage 1: Livery Stable - SASS


10 Pistol
10 Rifle
4+ Shotgun




Position 1



Position 2



Position 3



Position 4

Start: With hands together (as if they are a book).
Shooters choice of starting position and gun order. Long guns staged appropriately.
Must use 3 shooting positions.

When ready say: ***“Happy Independence Day!”***

Wait for the buzzer.

On signal:

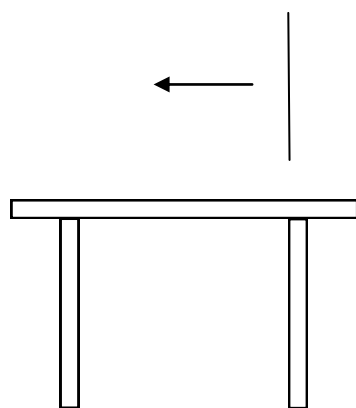
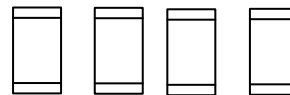
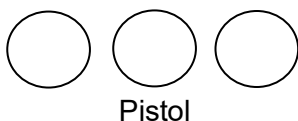
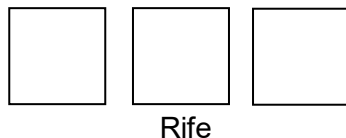
If Pistol: Starting on middle pistol target and progressing to either side, engage the targets with a continuous Nevada Sweep.

If Rifle: Engage rifle targets using the same instructions as pistol.


If Shotgun: In any order, engage shotgun knockdowns. Must go down to count.

Bay 1, Stage 2: Livery Stable - SASS


10 Pistol
10 Rifle
4+ Shotgun



Position 1



Position 2



Position 3



Position 4

Start: With hand(s) on gun(s) of choice. Shooters choice of starting position and gun order. Long guns staged appropriately. Must use 2 shooting positions.

When ready say: ***"I believe in America because we have great dreams."***

Wait for the buzzer.

On signal:

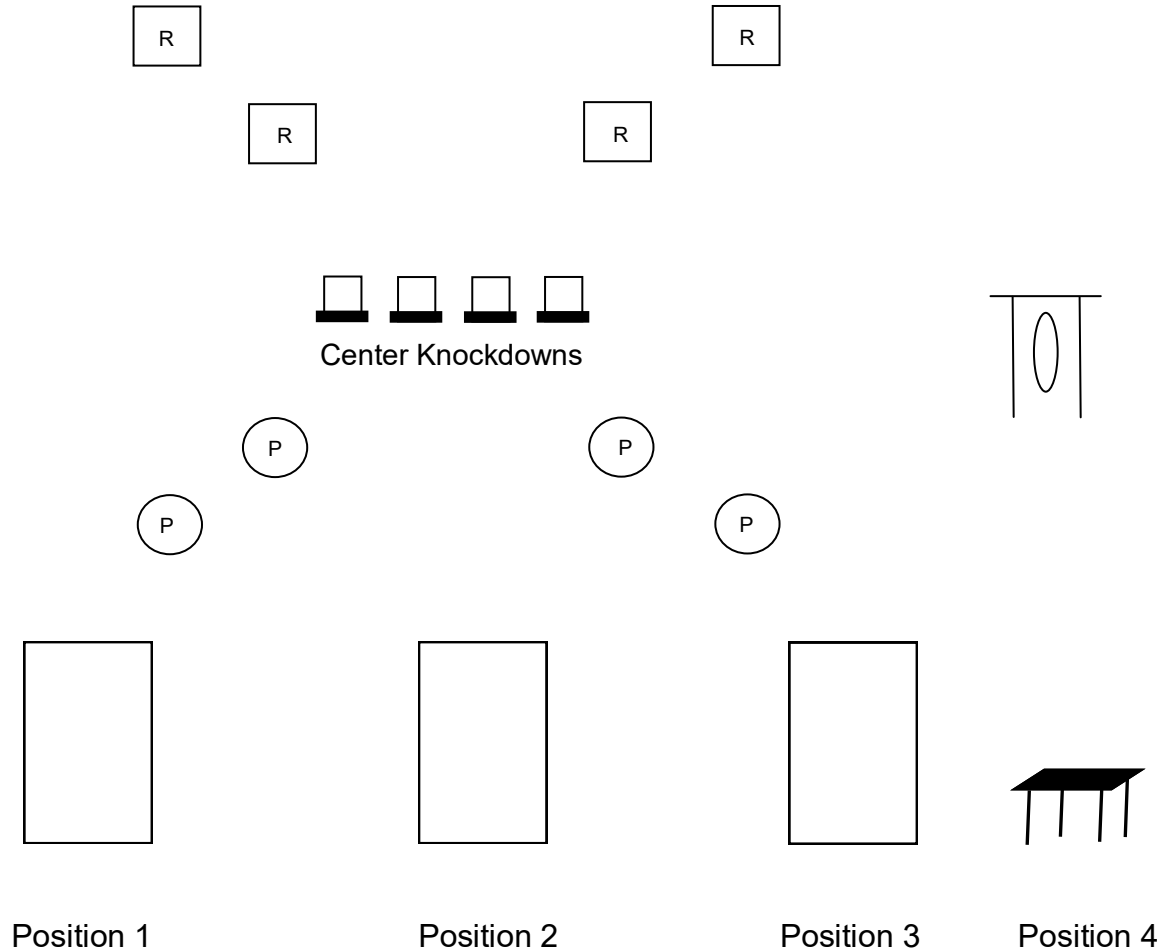
If Pistol: Starting on either end, engage pistol targets with three rounds each. Place last round on P/R target.

If Rifle: Engage rifle targets with same instructions as pistol.

If Shotgun: In any order, engage standing shotgun knockdowns. Must go down to count.

Bay 4, Stage 3: Bordello - SASS

- 10 Pistol
- 10 Rifle
- ? Shotgun



Start: With right hand covering heart. Shooters choice of starting position and gun order. Long guns staged appropriately.

When ready say: **“One Flag, One land.”**

Wait for the buzzer.

On Signal:

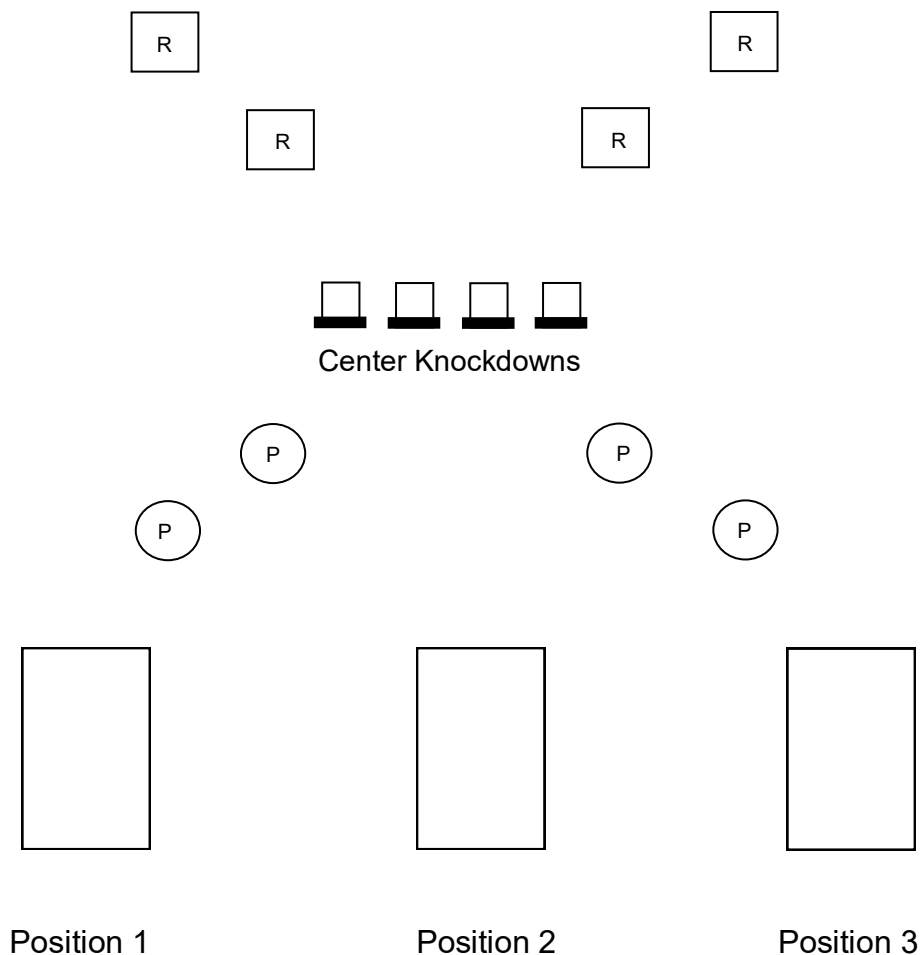
If Pistol: In any order, engage the pistol targets with two rounds each and the two of the Center Knockdowns with a single round each.

If Rifle: Engage rifle targets with same instructions as pistol.

Shotgun: From Position 4, if needed, engage the Shotgun Swinger with one round for each Center Knockdown left standing.

Bay 4, Stage 4: Bordello - SASS

10 Pistol
10 Rifle
4+ Shotgun



Start: With right hand in a rigid Military Salute. Shooters choice of starting position and gun order. Long guns staged appropriately. Must use 2 shooting positions.

When ready say: **“Let us salute the power of America.”**

Wait for the buzzer.

On Signal:

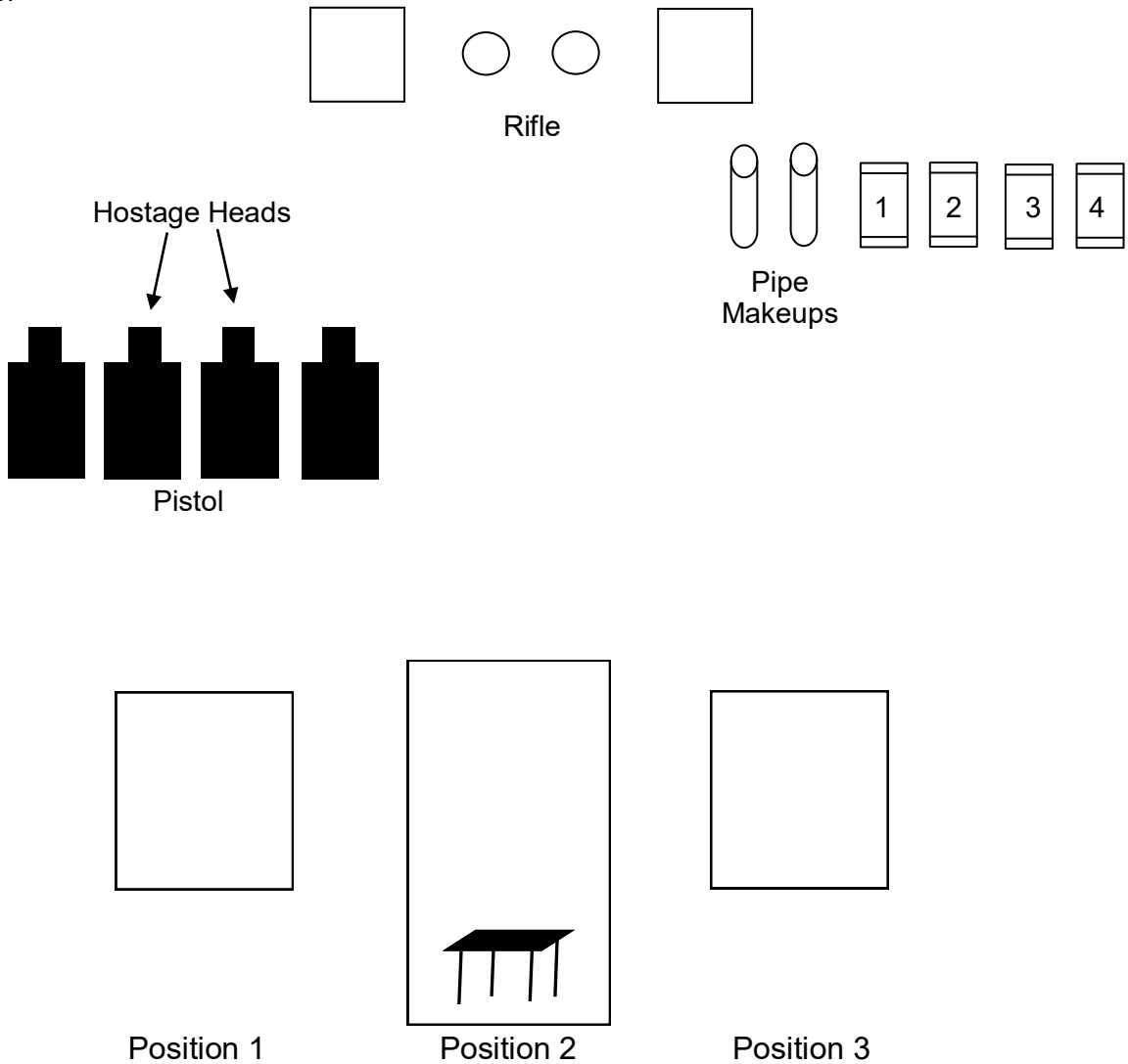
If Pistol: Starting on either side engage the pistol targets with two rounds on one target and three rounds on the other target. Repeat on the opposite targets.

If Rifle: Engage rifle targets with same instructions as pistol.

Shotgun: Engage Center Knockdowns. Must go down to count.

Bay 6, Stage 5: Marshals Office - SASS

- 10 Pistol
- 10 Rifle
- 4+ Shotgun



Start: With hands crossing chest. Shooters choice of starting position and gun order. Long guns staged appropriately. Must use 2 shooting positions.

When ready say: ***“The American Flag is the worlds symbol to freedom.”***

Wait for the buzzer.

On Signal:


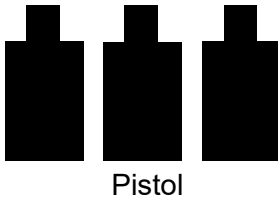
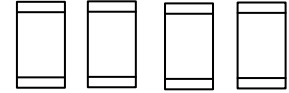
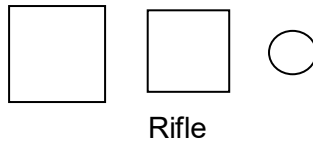
If Pistol: Starting on either end, engage the hostage pistol targets with a 4 - 1 - 1 - 4 sweep. The two single shots must be engaged on the hostage heads. Hits on the hostage heads are only counted if above the shoulder line of the hostage targets. With shotgun, misses on the hostage heads may be made up by engaging the Pipe Makeups after the shotgun sequence. Pipes must go down to count.

If Rifle: Engage the rifle targets with same instructions as pistol. Misses on the two center targets are misses - no makeups.


If Shotgun: Engage shotgun knockdowns in the following order: 1, 3, 2, 4. Must go down to count.

Bay 6, Stage 6: Marshals Office - SASS


- 10 Pistol
- 10 Rifle
- 4+ Shotgun



Position 1



Position 2



Position 3

Start: With hands flat on platforms or flat on door jams. Shooters choice of starting position and gun order. Long guns staged appropriately. Must use 2 shooting positions.

When ready say: ***“Don’t take your Freedom and Independence for granted.”***

Wait for the buzzer.

On Signal:

If Pistol: Starting on either end, engage the pistol targets with a 6 - 3 - 1 sweep.

If Rifle: Engage the rifle targets with same sweep instructions as pistol.

If Shotgun: Engage shotgun knockdowns in the following order: Inside, Inside, Outside, Outside. Must go down to count.