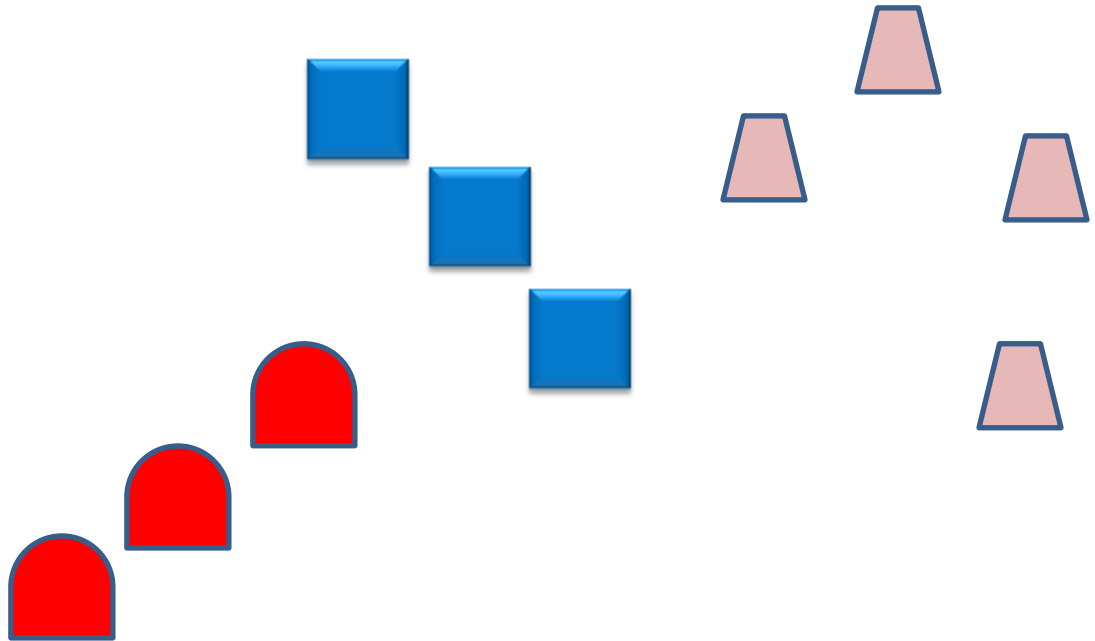


10 Rifle

10 Pistol

4+ Shotgun



Targets	Distance - yards
Pistol	6
Rifle	10-12-14-12-10
Shotgun	12

A

B

Stage 1 – Middle Gulch

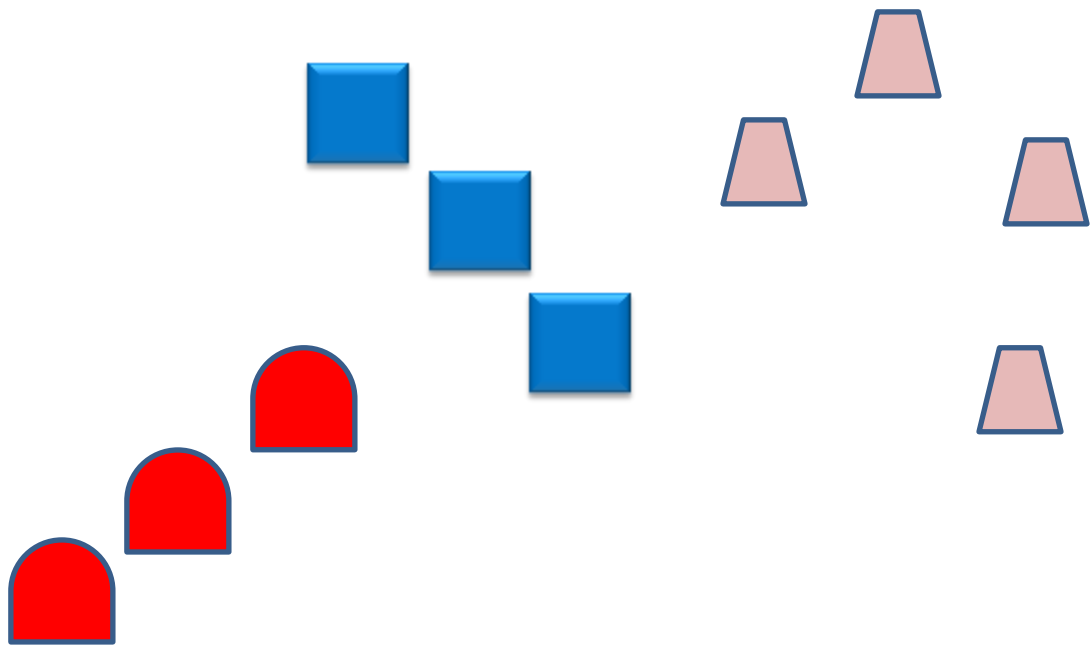
Guns: Rifle loaded ten rounds staged safely. Shotgun open and empty staged safely. Pistols loaded five rounds each holstered.

Start: In front of either table with hands flat on table not touching any gun.

Shooting: Gun order shooters choice. Both positions must be used.

- IF with Rifle engage the three rifle targets in a single double tap sweep **then** from the same end a single tap sweep **then** put the tenth round on the center target.
- IF with pistols engage the three pistol targets the same as the rifle instructions.
- IF with Shotgun from table B, shoot the four knock down targets.

10 Rifle
10 Pistol
4+ Shotgun



Targets	Distance - yards
Pistol	6
Rifle	10-12-14-12-10
Shotgun	12



Stage 2 – Middle Gulch

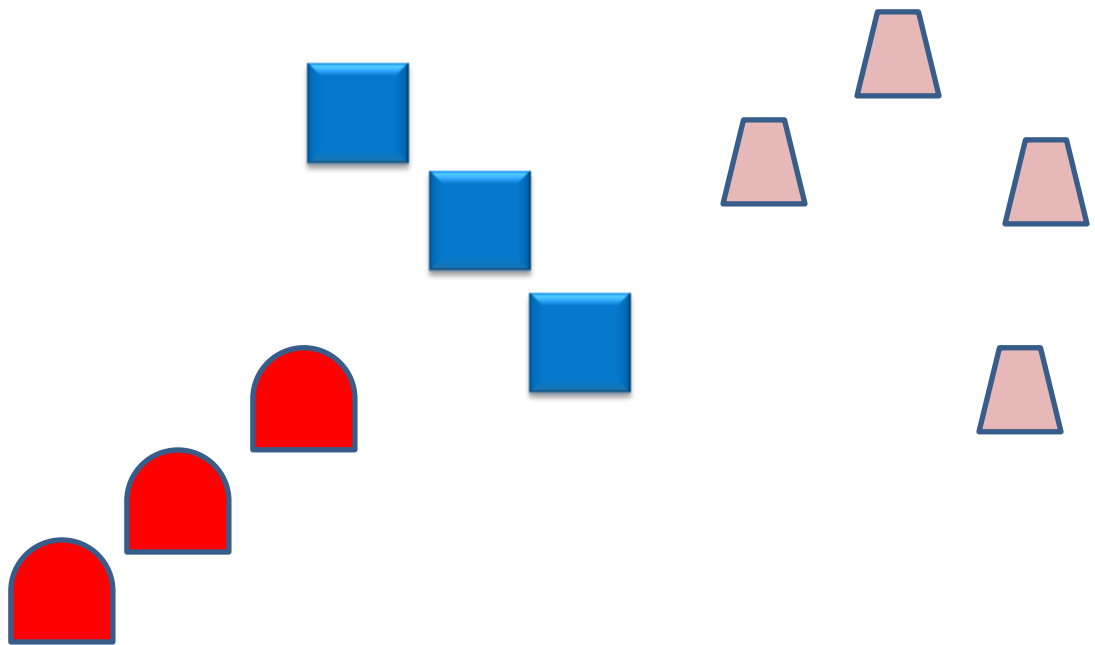
Guns: Rifle loaded ten rounds staged safely. Shotgun open and empty staged safely. Pistols loaded five rounds each holstered.

Start: In front of either table with hands on hat.

Shooting: Gun order shooters choice. Both positions must be used.

- IF with Rifle engage the three rifle targets in a 3-4-3 sweep.
- IF with pistols engage the three pistol targets as per the rifle instructions.
- IF with Shotgun from table B, shoot the four knock down targets.

10 Rifle
10 Pistol
4+ Shotgun



Targets	Distance - yards
Pistol	6
Rifle	10-12-14-12-10
Shotgun	12



Stage 3 – Middle Gulch

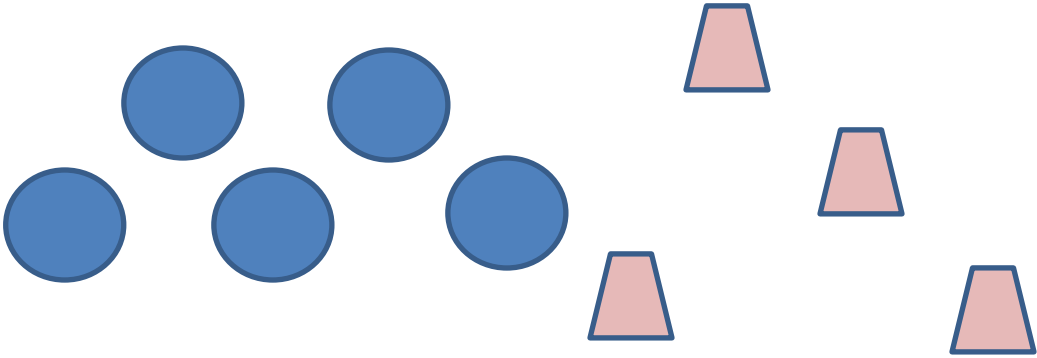
Guns: Rifle loaded ten rounds staged safely. Shotgun open and empty staged safely. Pistols loaded five rounds each holstered.

Start: In front of either table with hands at low surrender.


Shooting: Gun order shooters choice. Both positions must be used.

- IF with Rifle engage the three rifle targets in a continuous double tap Nevada sweep.
- IF with pistols engage the three pistol targets in a continuous double tap Nevada sweep.
- IF with Shotgun from table B, shoot the four knock down targets.

10 Rifle
 10 Pistol
 4+ Shotgun



Targets	Distance - yards
Pistol	8
Rifle	14
Shotgun	12



Stage 4 – Lower Gulch

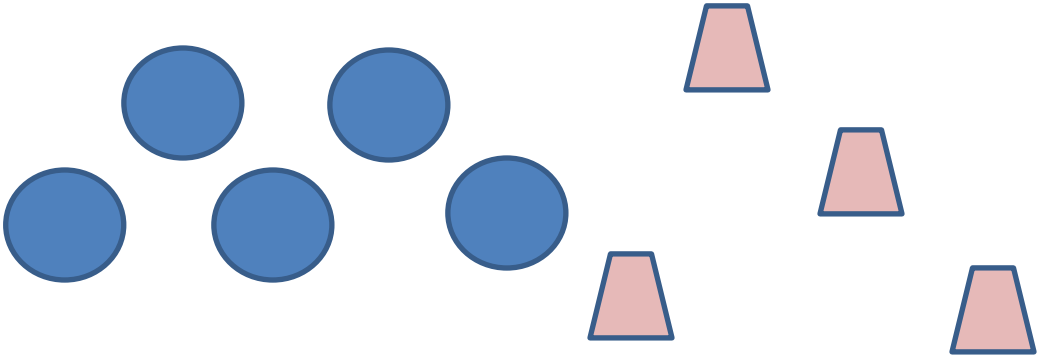
Guns: Rifle loaded ten rounds staged safely. Shotgun open and empty staged safely. Pistols loaded five rounds each holstered.

Start: In front of any table with hands on hat.


Shooting: Gun order shooters choice. Both positions must be used.

- IF with Rifle engage the five rifle targets with two rounds each.
- IF with pistols engage the five pistol targets as per the rifle instructions.
- IF with Shotgun, shoot the four knockdown targets.

10 Rifle
 10 Pistol
 4+ Shotgun



Targets	Distance - yards
Pistol	8
Rifle	14
Shotgun	12



Stage 5 – Lower Gulch

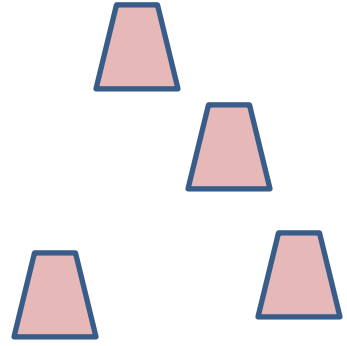
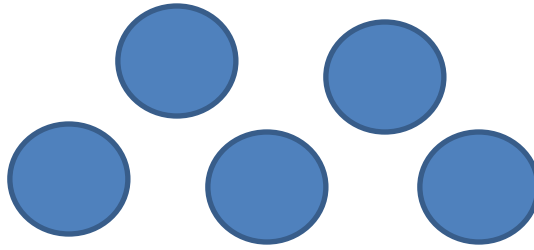
Guns: Rifle loaded ten rounds staged safely. Shotgun open and empty staged safely. Pistols loaded five rounds each holstered.

Start: In front of any table with gun(s) in hand(s).


Shooting: Gun order shooters choice. Both positions must be used.

- IF with Rifle engage the five rifle targets in a circular sweep – starting on the front left shoot the three front targets then shoot the top two rear targets right to left and repeat for ten rounds.
- IF with pistols engage the five pistol targets as per the rifle instructions.
- IF with Shotgun, shoot the four knockdown targets.

10 Rifle
 10 Pistol
 4+ Shotgun



Targets	Distance - yards
Pistol	8
Rifle	14
Shotgun	12
Bonus	20 or more



Stage 6 – Lower Gulch

Guns: Rifle loaded ten rounds staged safely. Shotgun open and empty staged safely. Pistols loaded five rounds each holstered.

Start: In front of any table with hands at default.

Shooting: Gun order shooters choice. Both positions must be used.

- IF with Rifle engage the three front rifle targets in two single tap sweeps from either end (no dirty sweeps) then double tap each of the top targets.
- IF with pistols engage the pistol targets per the rifle instructions.
- IF with Shotgun, shoot the four knockdown targets.