

MAD AS A MARCH HARE

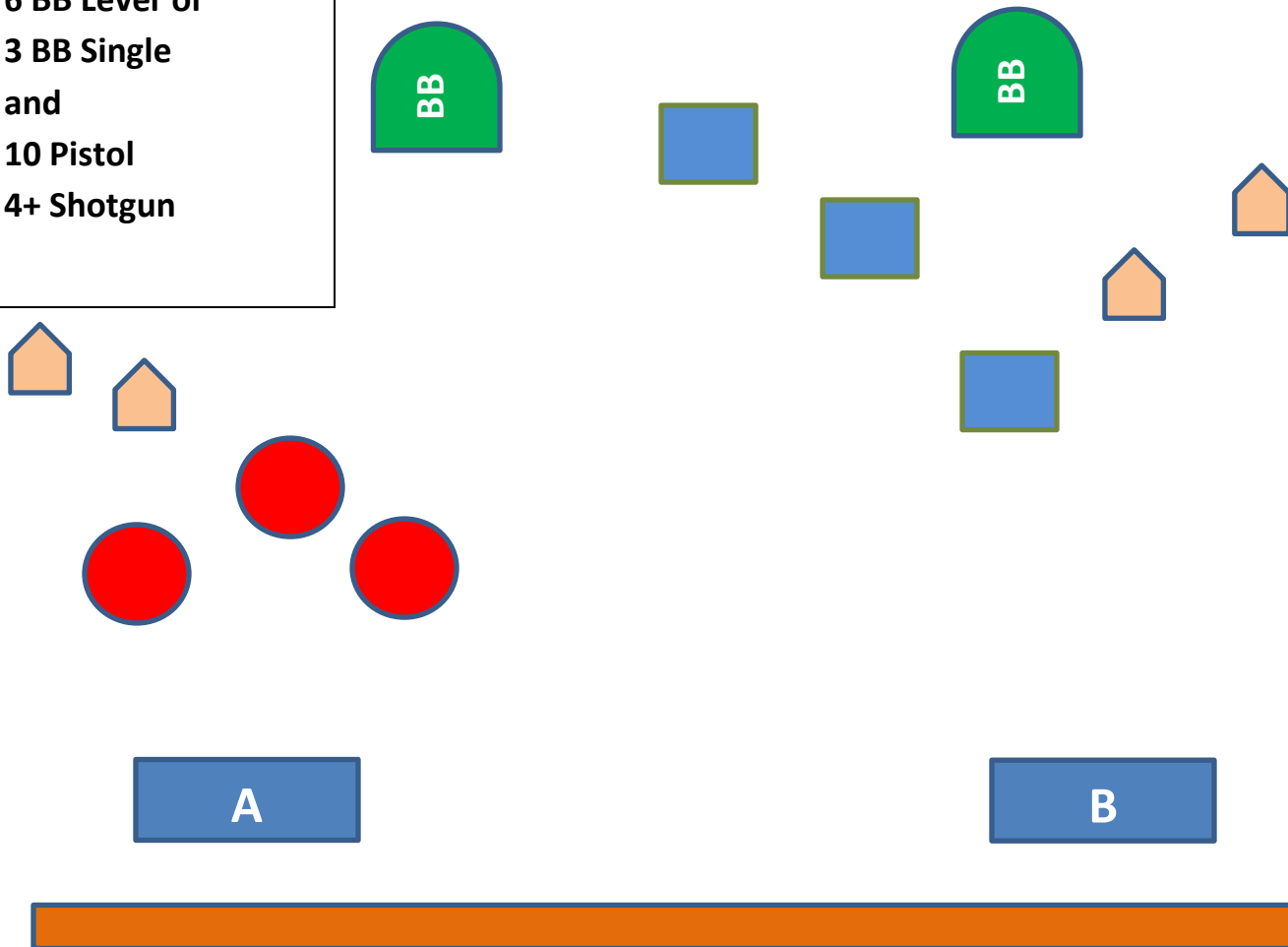
THIS IDIOM DATES BACK TO THE 16TH CENTURY WITH REFERENCES IN WRITINGS OF CHAUCER AND SHAKESPEARE.

LEWIS CARROLL POPULARIZED THE PHASE IN ALICE IN WONDERLAND.

THE ORIGIN COMES FROM THE BEHAVIOR OF THE EUROPEAN HARE DURING THE MARCH MATING SESSION.

SO, LETS HAVE FUN TODAY.

10 Cowboy Rifle or
6 BB Lever or
3 BB Single
and
10 Pistol
4+ Shotgun



Stage 1 – Bay 1-Upper Gulch




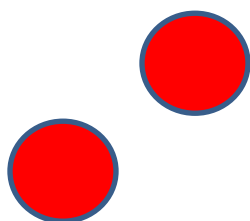
Guns: Rifle loaded ten rounds staged safely. Big Bore Lever loaded with 6 rounds staged safely. Big Bore Single open and empty staged safely. Shotgun open and empty staged safely. Pistols loaded five rounds each holstered.

Start: In front of either table with hands at low surrender. Indicate ready by saying “I’m as mad as a march hare”

Shooting: Gun order shooters choice. Both positions must be used.

- **IF** With cowboy Rifle, engage the three R targets with a 1-2-4-2-1 sweep starting from the right.
- **IF** with BB Lever engage BB targets with a 1-4-1 starting from the right.
- **IF** with BB single engage the BB targets with a 2-1 sweep from the right end.
- **IF** with pistols engage the three P targets with a 1-2-4-2-1 sweep starting from the right.
- **IF** with Shotgun, shoot each pair of shotgun targets right then left until down.

10 Cowboy Rifle or
6 BB Lever or
3 BB Single
and
10 Pistol
4+ Shotgun



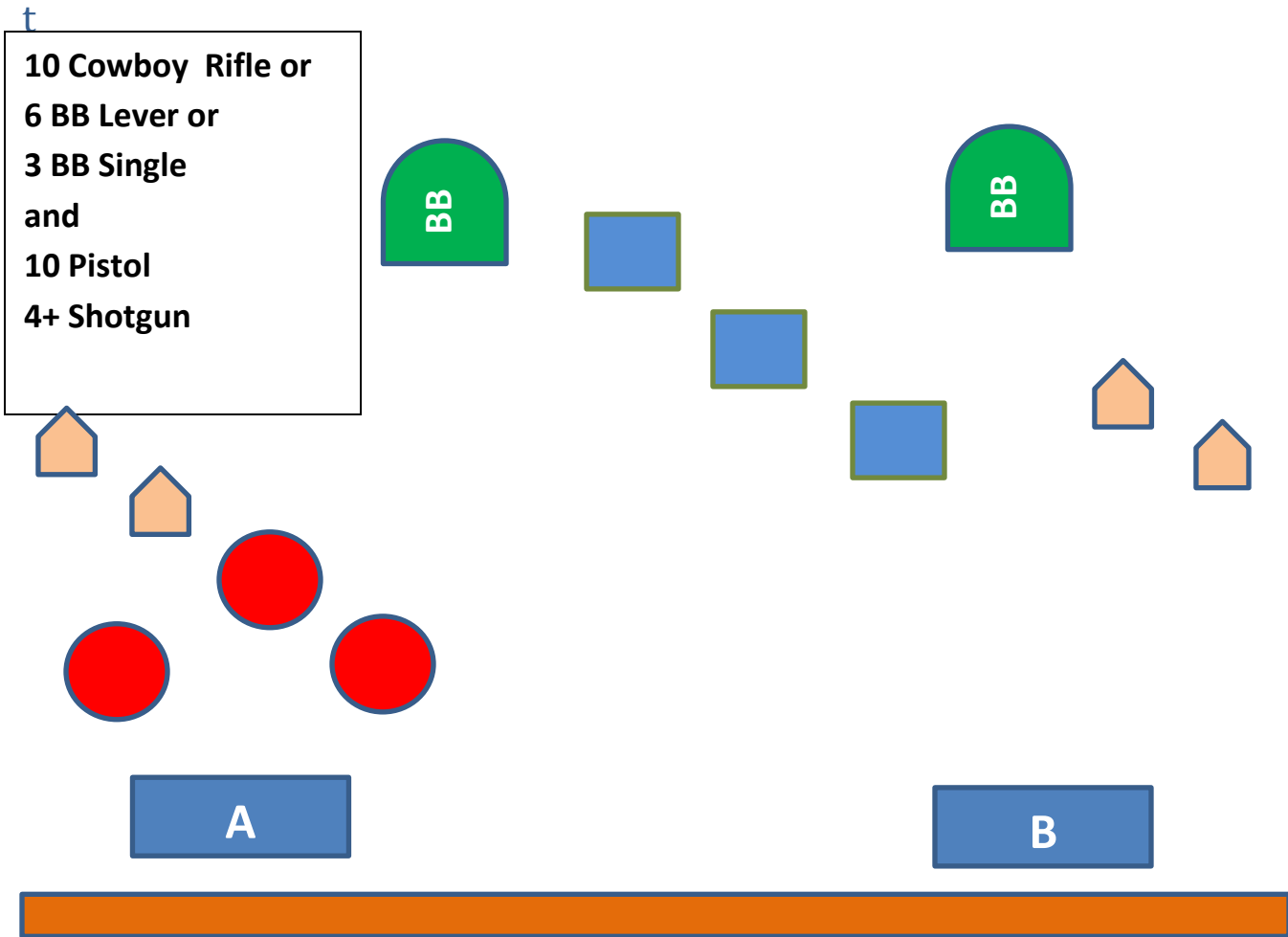
Stage 2 – Upper Gulch

Guns: Rifle loaded ten rounds staged safely on table A. Shotgun open and empty staged safely on table A. Pistols loaded five rounds each holstered.

Start: In front of table A with hands at low surrender. Indicate ready by saying “I thought the hatter was mad”

Shooting: Gun order shooters choice.

- **IF** With COWBOY Rifle from table A, engage the three R targets with a triple tap sweep from the right end then put the 10th round on the center **PISTOL** target.
- **IF** with BB Lever engage BB targets with a 3-3 starting from the right.
- **IF** with BB single engage the **RIGHT** BB targets with 3 rounds.
- **IF** With pistols from table A, engage the three P targets with a triple tap sweep from the right end then put the 10th round on the center **RIFLE** target.
- **IF** with Shotgun, shoot each pair of shotgun targets right then left until down.



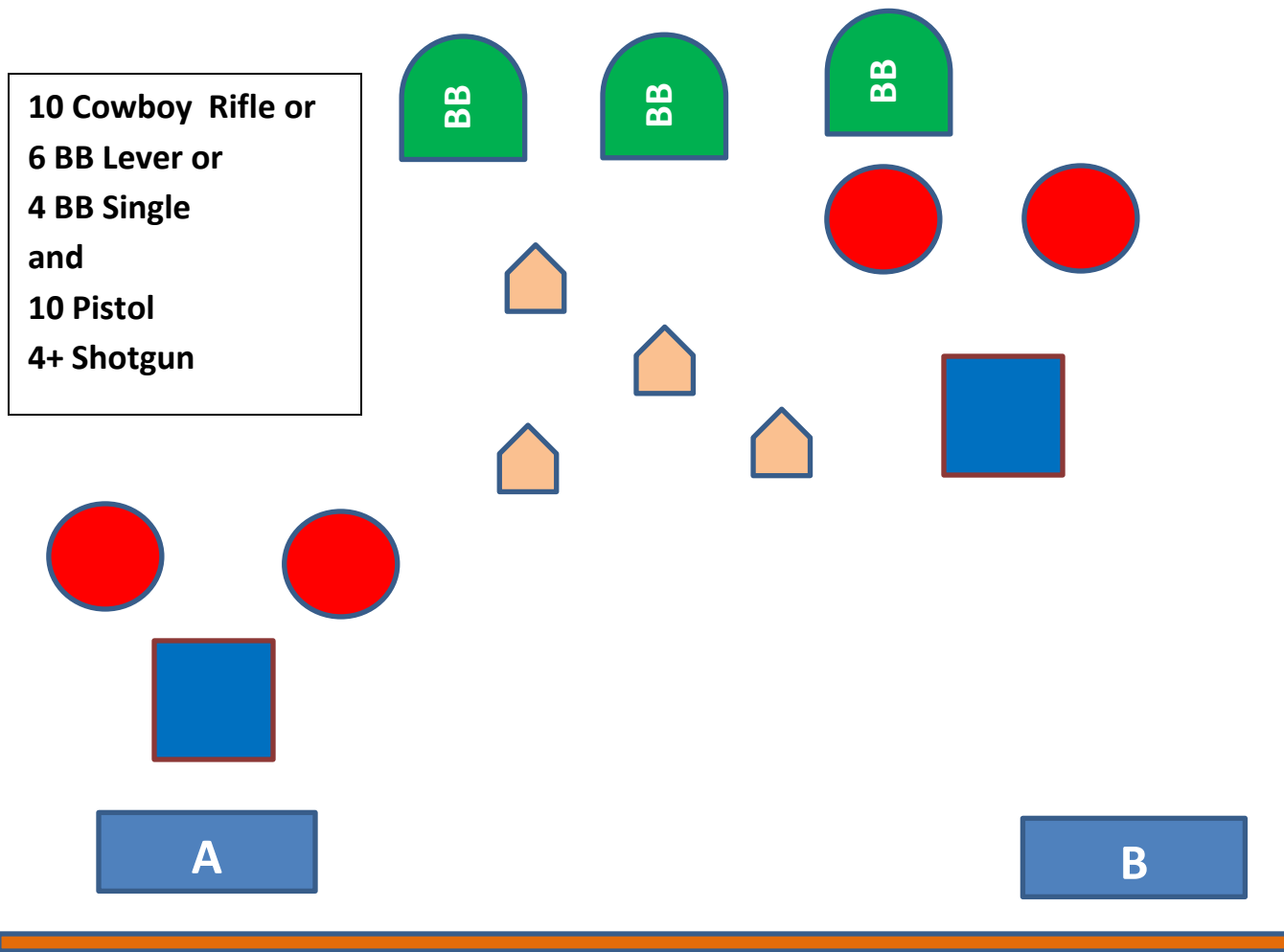
Stage 3 – Bay 1-Upper Gulch

Guns: Rifle loaded ten rounds staged safely. Big Bore Lever loaded with 6 rounds staged safely. Big Bore Single open and empty staged safely. Shotgun open and empty staged safely. Pistols loaded five rounds each holstered.

Start: In front of table A with hands at low surrender. Indicate ready by saying “I didn’t know rabbits boxed”

Shooting: Gun order shooters choice. Both positions must be used.

- **IF** With cowboy Rifle, engage the three R targets with at least three rounds on each target. No triple taps.
- **IF** with BB Lever engage BB targets with three rounds on each target, no triple taps.
- **IF** with BB single engage the BB targets with a 2-1 sweep from either end.
- **IF** with pistols engage the three P targets with at least three rounds on each target. No triple taps.
- **IF** with Shotgun, shoot four knock down targets till down.



Stage 4 – Bay 4-Lower Gulch

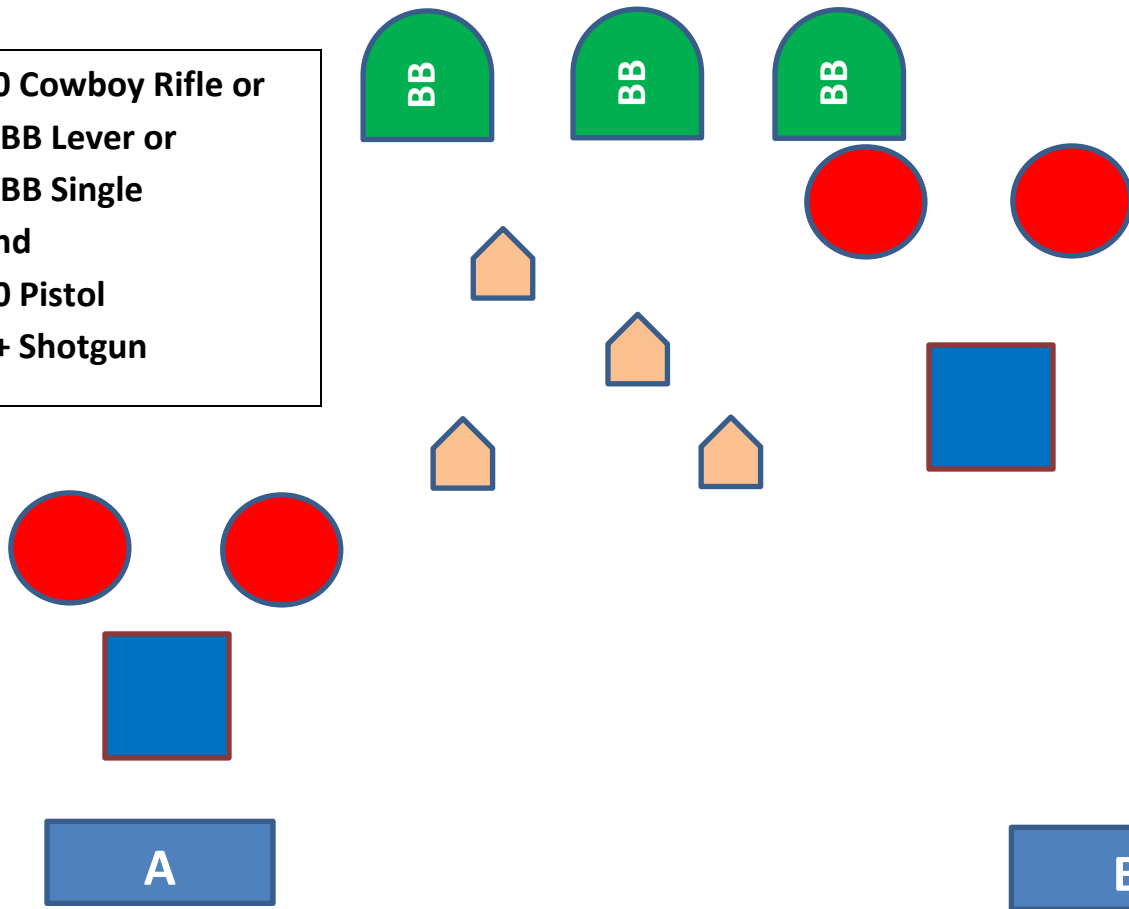
Guns: Rifle loaded ten rounds staged safely. Big Bore Lever loaded with 6 rounds staged safely. Big Bore Single open and empty staged safely. Shotgun open and empty staged safely. Pistols loaded five rounds each holstered.

Start: In front of any table with hands on hat. Indicate ready by saying “What’s between the ears”

Shooting: Gun order shooters choice. Both positions must be used.

- **If** with Cowboy Rifle shoot the three rifle targets in a double tap Nevada Sweep starting on the center target.
- **If** with BB Lever Rifle engage the BB targets with a 2-1-2- sweep and sixth round on the center target.
- **If** with BB Single Shot Rifle engage the BB target once each then fourth round on the center target.
- **If** with pistols engage the targets in a double tap Nevada Sweep starting on the center target.
- **If** with Shotgun, shoot the four shotgun targets – must go down

10 Cowboy Rifle or
6 BB Lever or
4 BB Single
and
10 Pistol
4+ Shotgun



Stage 5 – Bay 4-Lower Gulch

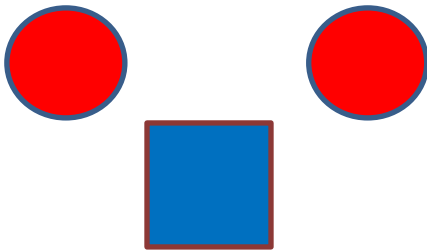
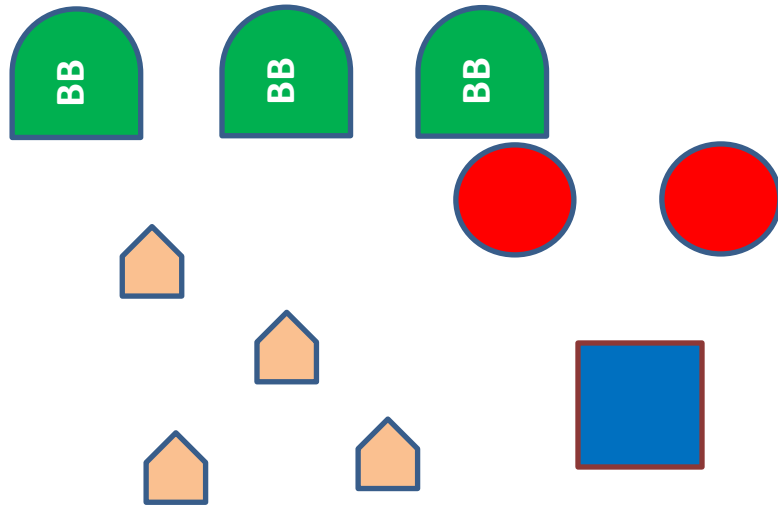
Guns: Rifle loaded ten rounds staged safely. Big Bore Lever loaded with 6 rounds staged safely. Big Bore Single open and empty staged safely. Shotgun open and empty staged safely. Pistols loaded five rounds each holstered.

Start: In front of any table with hands on hat. Indicate ready by saying “that’s a hare brain saying”

Shooting: Gun order shooters choice. Both positions must be used.

- **If** with Cowboy Rifle put five rounds each on any two rifle targets
- **IF** with BB Lever Rifle engage the BB targets with three rounds each on any two BB targets.
- **If** with BB Single Shot Rifle engage the BB targets with two rounds each on any two BB targets.
- **IF** with pistols put five rounds each on any two pistol targets
- **IF** with Shotgun, shoot the four shotgun targets – must go down

10 Cowboy Rifle or
6 BB Lever or
4 BB Single
and
10 Pistol
4+ Shotgun



A

B

Stage 6 – Bay 4-Lower Gulch

Guns: Rifle loaded ten rounds staged safely. Big Bore Lever loaded with 6 rounds staged safely. Big Bore Single open and empty staged safely. Shotgun open and empty staged safely. Pistols loaded five rounds each holstered.

Start: In front of any table with hands at default.

Shooting: Gun order shooters choice. Both positions must be used. Indicate ready by saying “March Madness”

- **IF** with Rifle engage rifle targets with a triple tap sweep. **THEN** put the tenth round on the center target
- **IF** with BB Lever Rifle engage the BB targets with a 2-1-2- sweep and sixth round either on the center.
- **IF** with BB Single Shot Rifle engage the BB target once each then fourth round either on the middle.
- **IF** with pistols engage the pistol targets with a triple tap sweep. **THEN** put the tenth round on the center target.
- **IF** with Shotgun, shoot the four shotgun targets – must go down