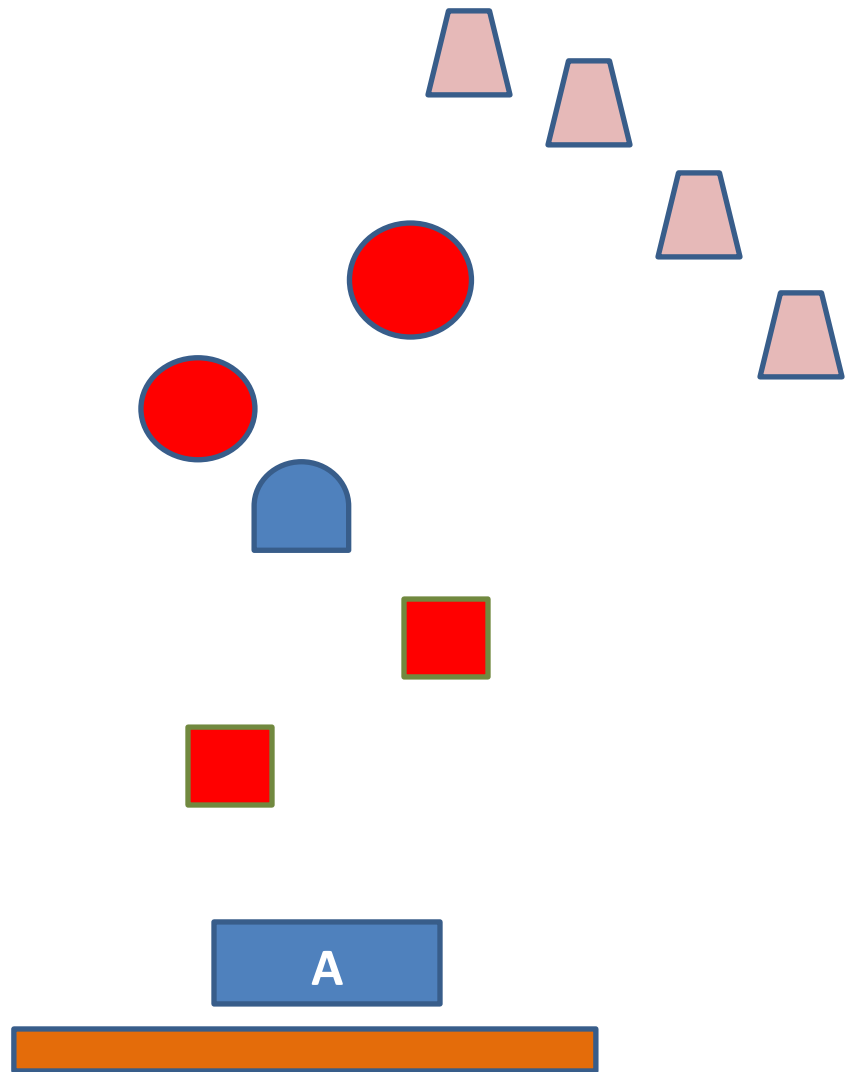


10 Rifle

10 Pistol

4+ Shotgun



Targets	Distance - yards
Pistol	4+-5-5+
Rifle	10-9+-9
Shotgun	10

## Stage 1 – Upper Gulch

**Guns:** Rifle loaded ten rounds staged safely on table A. Shotgun open and empty staged safely on table A. Pistols loaded five rounds each holstered.

**Start:** In front of table A with shotgun in hand.

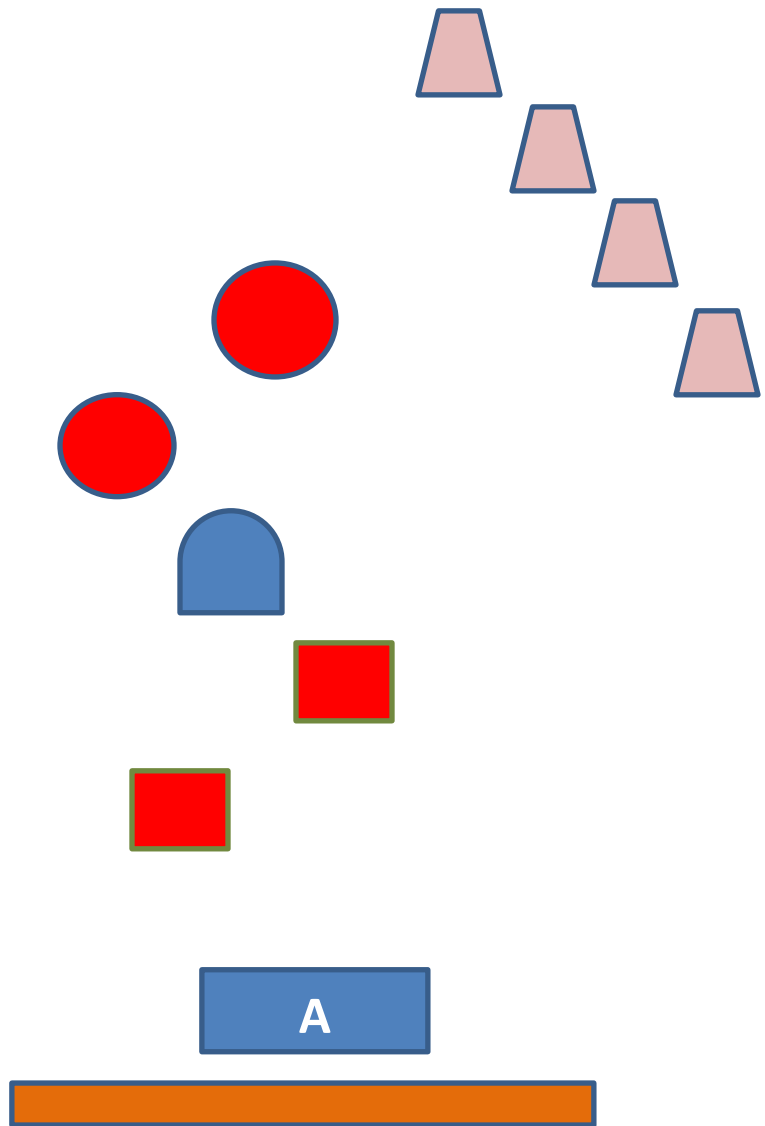
**Shooting:** Gun order shooters choice.

- IF with Shotgun from table A, shoot four knockdown targets.
- IF with Rifle and pistol from table A, engage the five targets with four rounds on each target.

10 Rifle

10 Pistol

4+ Shotgun



Targets	Distance - yards
Pistol	4+-5-5+
Rifle	10-9+-9
Shotgun	10

## Stage 2 – Upper Gulch

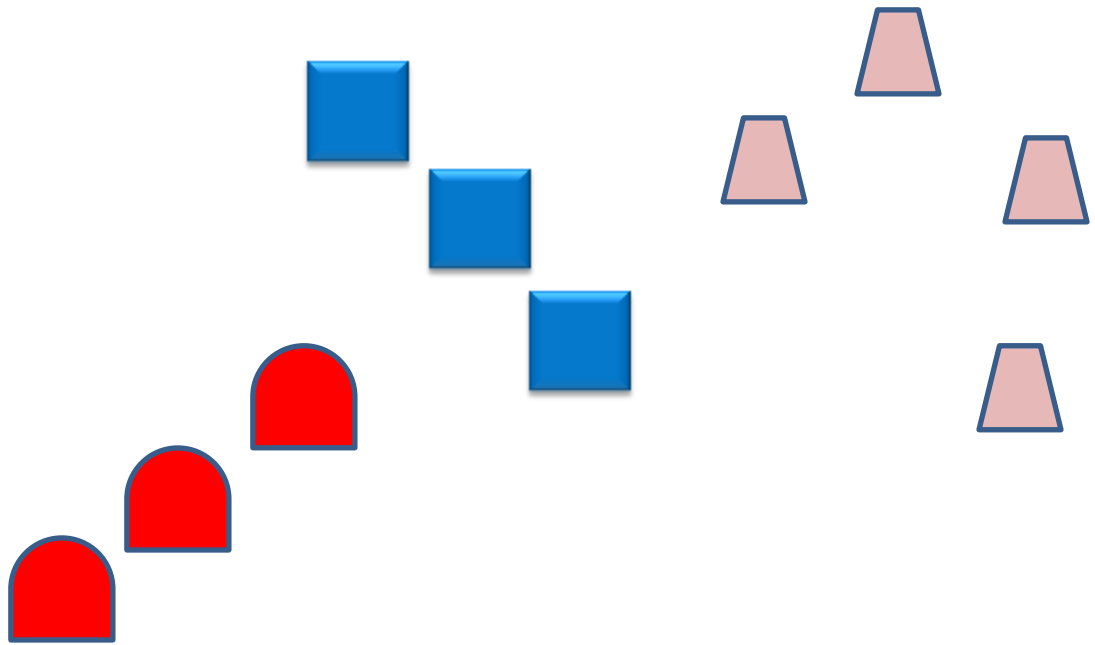
**Guns:** Rifle loaded ten rounds staged safely on table A. Shotgun open and empty staged safely on table A. Pistols loaded five rounds each holstered.

**Start:** In front of table A with shotgun in hand.

**Shooting:** Gun order shooters choice. LET'S DO IT AGAIN !!!!

- IF with Shotgun from table A, shoot four knockdown targets.
- IF with Rifle and pistol from table A, engage the five targets with four rounds on each target **but this time with no triple taps.**

10 Rifle  
10 Pistol  
4+ Shotgun



Targets	Distance - yards
Pistol	6
Rifle	10-12-14-12-10
Shotgun	12



## Stage 3 – Middle Gulch

**Guns:** Rifle loaded ten rounds staged safely. Shotgun open and empty staged safely. Pistols loaded five rounds each holstered.

**Start:** In front of either table with hand flat on table not touching any gun.

**Shooting:** Gun order shooters choice. Both positions must be used.

- IF with Rifle engage the three rifle targets in a double tap sweep.
- IF with pistols engage the three pistol in a double tap sweep.
- IF with Shotgun from table B, shoot the four knock down targets.

10 Rifle  
 10 Pistol  
 4+ Shotgun



Targets	Distance - yards
Pistol	6
Rifle	10-12-14
Shotgun	12



# Stage 4 – Middle Gulch

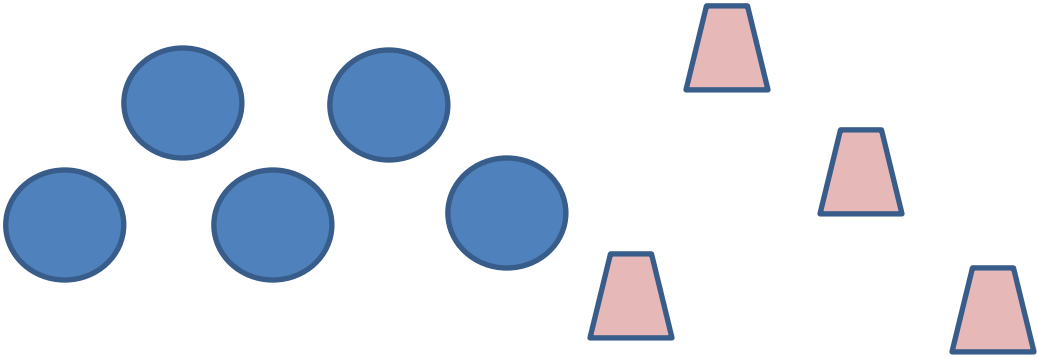
**Guns:** Rifle loaded ten rounds staged safely. Shotgun open and empty staged. Pistols loaded five rounds each holstered.

**Start:** In front of either table with gun(s) in hand(s).


**Shooting** Both positions must be used.

- IF with Rifle engage rifle targets in a continuous sweep double tapping the middle target (1-2-2-3-2-2-1-2-2-3)
- IF with pistols engage pistol targets in a continuous sweep double tapping the middle target (1-2-2-3-2-2-1-2-2-3)
- IF with Shotgun from table B, shoot the four knock down targets.

10 Rifle  
 10 Pistol  
 4+ Shotgun



Targets	Distance - yards
Pistol	8
Rifle	14
Shotgun	12



# Stage 5 – Lower Gulch

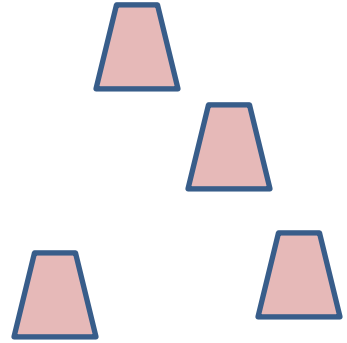
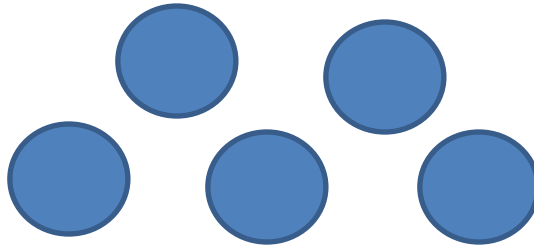
**Guns:** Rifle loaded ten rounds staged safely. Shotgun open and empty staged safely. Pistols loaded five rounds each holstered.

**Start:** In front of any table with hands on hat.


**Shooting:** Gun order shooters choice. Both positions must be used.

- IF with Rifle engage the five rifle targets in a circular sweep – starting on the front left shoot the three front targets then shoot the top two targets right to left and repeat for ten rounds.
- IF with pistols engage the five pistol targets as per the rifle instructions.
- IF with Shotgun, shoot the four knockdown targets.

10 Rifle  
 10 Pistol  
 4+ Shotgun



Targets	Distance - yards
Pistol	8
Rifle	14
Shotgun	12
Bonus	20 or more



# Stage 6 – Lower Gulch

**Guns:** Rifle loaded ten rounds staged safely. Shotgun open and empty staged safely. Pistols loaded five rounds each holstered.

**Start:** In front of any table with hands at default.

**Shooting:** Gun order shooters choice. Both positions must be used.

- IF with Rifle engage the three front rifle targets in two single tap sweeps from either end then double tap each of the top targets.
- IF with pistols engage the pistol targets per the rifle instructions.
- IF with Shotgun, shoot the four knockdown targets.