
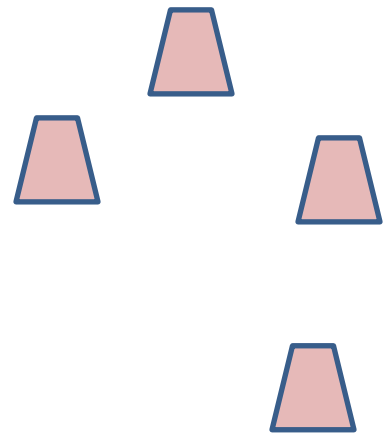
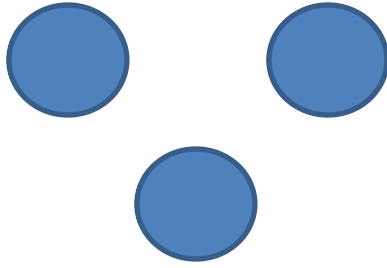


10 Rifle
10 Pistol
4+ Shotgun



Stage 1 – Lower Gulch


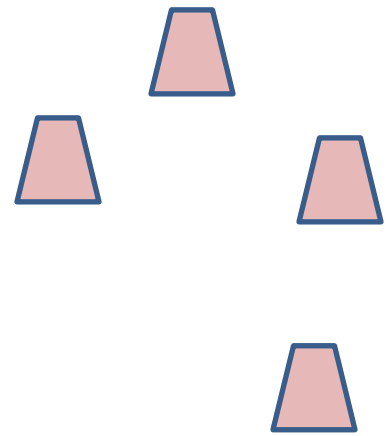
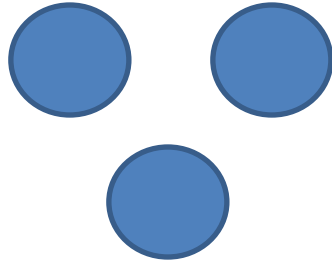
Guns: Rifle loaded ten rounds staged safely on table A. Shotgun in hands. Pistols loaded five rounds each holstered.

Start: In front of table B with shotgun in hands.

Shooting: Gun order shooters choice.

- IF with Shotgun from table B, shoot knockdown targets until down.
- IF with Pistols, engage the three targets with three rounds on the center target then one round on each outside target and then repeat.
- IF with Rifle, engage the three targets with three rounds on the center target then one round on each outside target and then repeat.
- Both positions must be used.

10 Rifle
10 Pistol
4+ Shotgun



Stage 2 – Lower Gulch


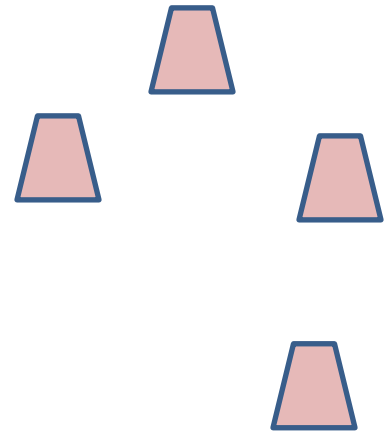
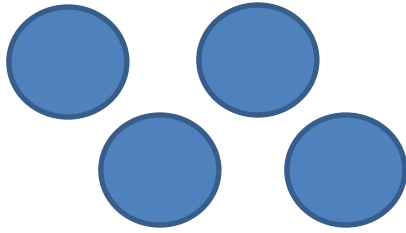
Guns: Rifle loaded ten rounds staged safely on table A. Shotgun open and empty staged safely on table B. Pistols loaded five rounds each holstered.

Start: In front of table A with hands at SASS default (at the end of your arms).

Shooting: Gun order shooters choice.

- IF with Rifle shoot the three rifle targets with three single tap sweeps and then put tenth round on the center target.
- IF with Pistols shoot the Pistol targets per the rifle instructions.
- IF with Shotgun from table B, shoot knockdown targets until down.
- Both positions must be used

10 Rifle
10 Pistol
4+ Shotgun



Stage 3 – Lower Gulch


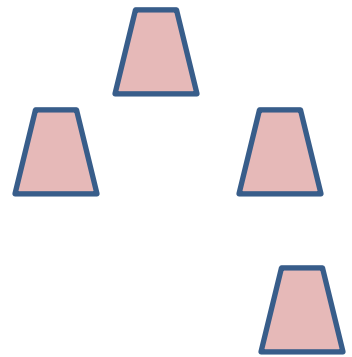
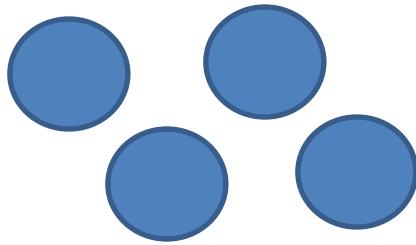
Guns: Rifle loaded ten rounds staged safely. Shotgun open and empty staged safely. Pistols loaded five rounds each holstered.

Start: In front of either table with hand flat on table not touching any gun.

Shooting: Gun order shooters choice. Both positions must be used.

- IF with Rifle engage the four rifle targets in a continuous Nevada sweep.
- IF with pistols engage the pistol targets the same as the rifle instructions.
- IF with Shotgun shoot the four knock down targets until down.

10 Rifle
10 Pistol
4+ Shotgun



Stage 4 – Lower Gulch

Guns: Rifle loaded ten rounds staged safely. Shotgun open and empty staged. Pistols loaded five rounds each holstered.

Start: In front of either table with gun(s) in hand(s).


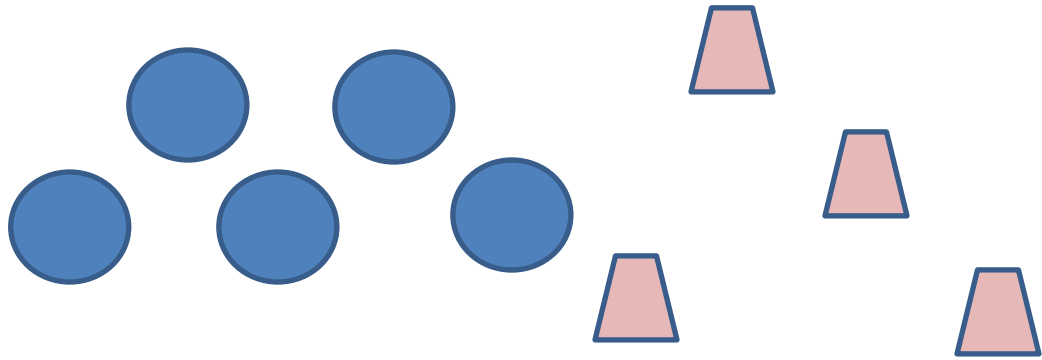
Shooting Both positions must be used.

- IF with Rifle engage rifle targets in a double tap sweep and then put one round on each center target.
- IF with pistols engage pistol targets the same as the rifle instructions.
- IF with Shotgun from table B, shoot the four knock down targets until down.

10 Rifle

10 Pistol

4+ Shotgun



Stage 5 – Lower Gulch

Guns: Rifle loaded ten rounds staged safely. Shotgun open and empty staged safely. Pistols loaded five rounds each holstered.

Start: In front of any table with hands on hat.


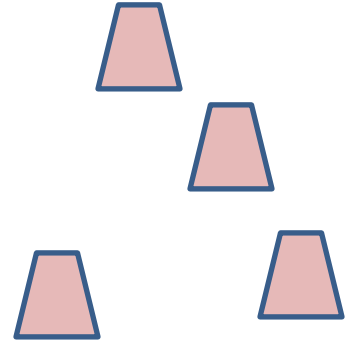
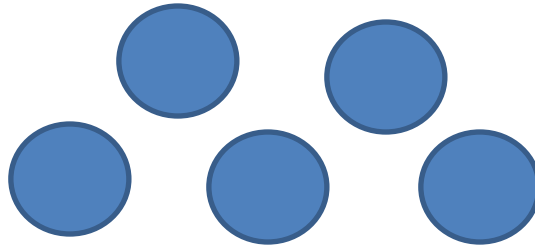
Shooting: Gun order shooters choice. Both positions must be used.

- IF with Rifle engage the five rifle targets in a circular sweep – starting on the front left shoot the three front targets then shoot the top two targets right to left and repeat for ten rounds.
- IF with pistols engage the five pistol targets as per the rifle instructions.
- IF with Shotgun, shoot the four knockdown targets until down.

10 Rifle

10 Pistol

4+ Shotgun



Stage 6 – Lower Gulch

Guns: Rifle loaded ten rounds staged safely. Shotgun open and empty staged safely. Pistols loaded five rounds each holstered.

Start: In front of any table with hands at default.

Shooting: Gun order shooters choice. Both positions must be used.

- IF with Rifle engage rifle targets with two rounds each.
- IF with pistols engage the pistol targets per the rifle instructions.
- IF with Shotgun, shoot the four knockdown targets until down.