

2024 TURKEY SHOOT

TESTING YOUR RIFLE SKILL

Target Instructions

We have five stages and the turkey shoot for this match – time permitting. If we're running short of time, we'll go for four stages and go right into the turkey shoot and refreshments.

Stages 1-2

Bay 3

Rifle stands tall

Pistol stands medium

Pistol targets 8-11 feet assuming they deflect downwards

Rifle targets to be at 20-27 feet

Shotgun targets to be short of the rifle targets by 1-3 feet

Turkey Bonus Target up on the hill

Stages 3-4-5

Bay 2

Rifle stands tall

Pistol stands, make sure they align with rifle and are shorter

Pistol targets to be 8-11 feet assuming they deflect downwards

Rifle targets to be 20-27 feet

Shotgun targets to be short of the rifle targets by 1-3 feet

Turkey shoot

Bay 1

The turkey shoot targets will be set up between 15 to 20 paces from the firing line.

Each shooter will fire five rounds offhand from their cowboy rifle of at least 38 calibers

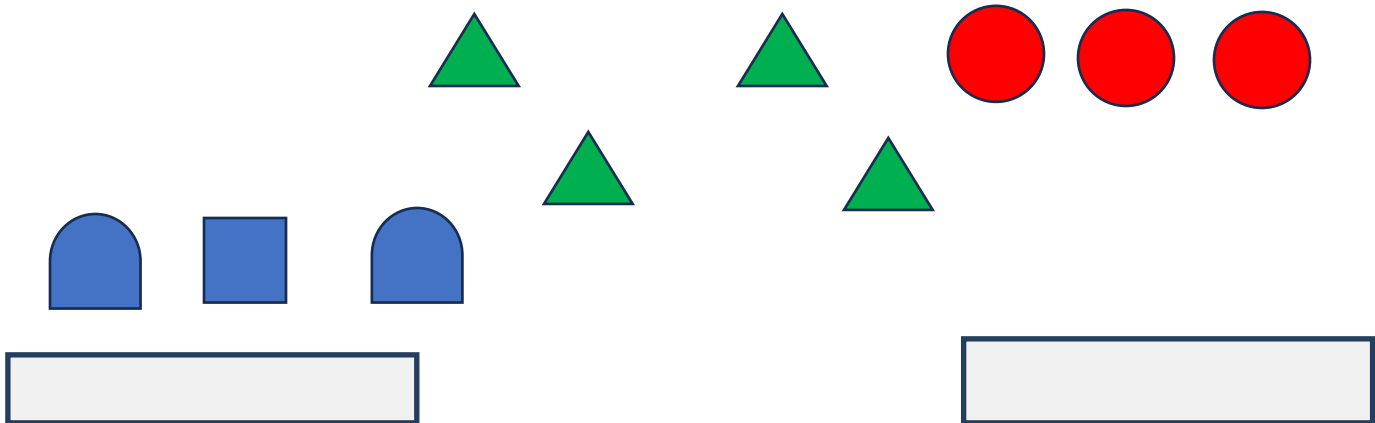
In case of a tie, an additional five shoots will be used to break the tie(s)

Stage 1

2 Pistols Holstered 5 rounds each	Rifle Staged safely or in hands 10 rounds	Shotgun Staged safely or in hands 4+ rounds
-----------------------------------------	----------------------------------------------------	------------------------------------------------------

Firearm Sequence: Shooter's choice both positions must be used

Positions: Behind either table long arms staged safely



Start: Holding gun(s) of choice

Line: **It takes a turkey to hit these targets!**

At the beep;

If with pistols engage the three pistol targets in a triple tap sweep then place the last round on the center target.

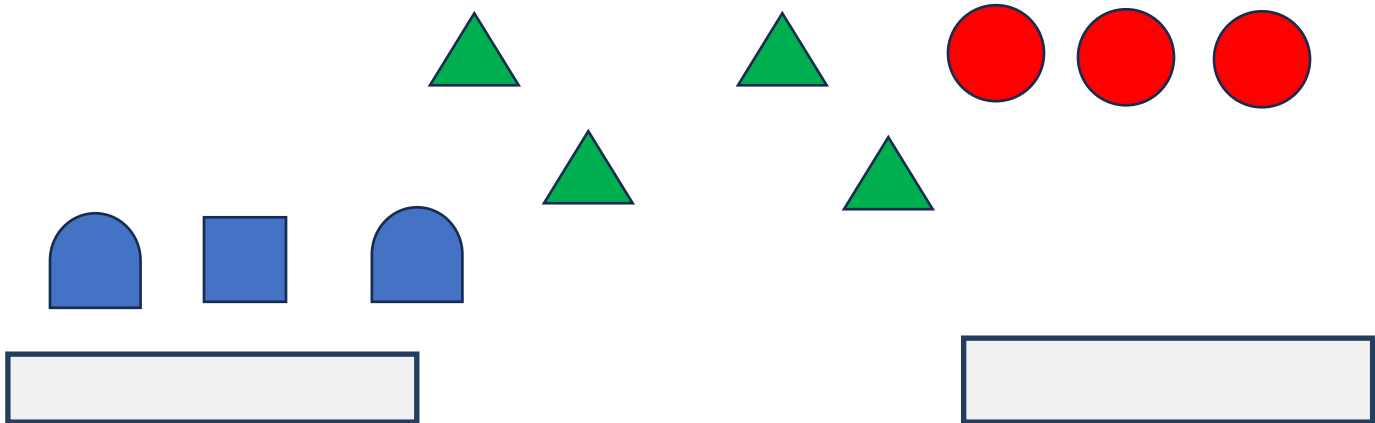

If with rifle engage the three rifle targets in a triple tap sweep then place the last round on the turkey target., make rifle safe. No miss on turkey – 10 second bonus.

If with shotgun. Knockdown four shotgun targets, make shotgun safe

Stage 2

2 Pistols Holstered or in hand(s) 5 rounds each	Rifle Staged safely or in hands 11 rounds	Shotgun Staged safely or in hands 4+ rounds
-------------------------------------------------------	----------------------------------------------------	------------------------------------------------------

Firearm Sequence: Shooter's choice both positions must be used
Positions: Behind either table long arms staged safely



Start: Holding gun(s) of choice

Line: **Who's the turkey who wrote these stages?**

At the beep;

If with pistols engage the three pistol targets in an Arkansas shuffle: 1,1, 2, 3, 3 and repeat.

If with rifle an 11th round may be loaded at any time on the clock and then same instructions as pistol using rifle targets and place the 11th round on the turkey, make rifle safe. A miss on the turkey is not a miss and a hit is a 10 second bonus.

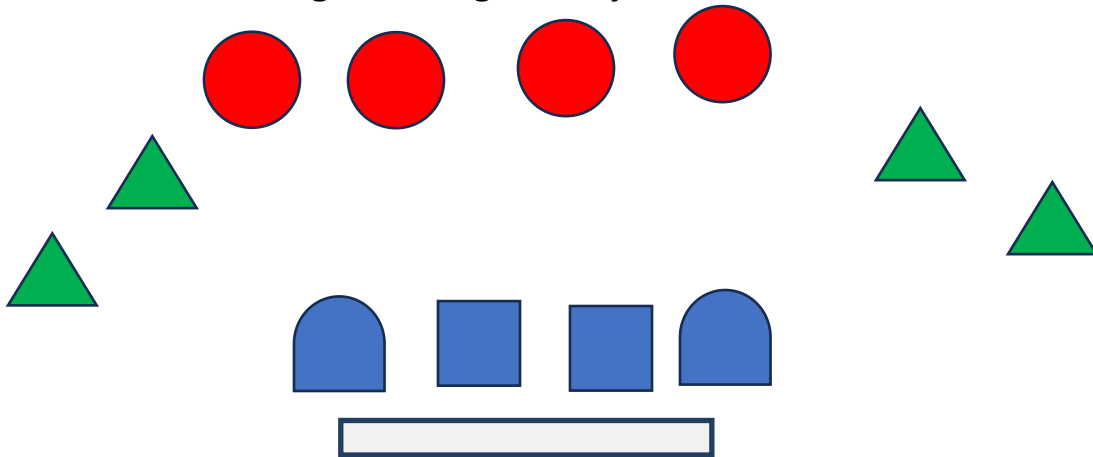
If with shotgun: Knockdown shotgun targets, make shotgun safe.

Stage 3

2 Pistols Holstered 5 rounds each	Rifle Staged safely 10 rounds	Shotgun Staged safely 4+ rounds
-----------------------------------------	-------------------------------------	---------------------------------------

Firearm Sequence: Shooter's choice

Positions: Behind the table long arms staged safely



Start: Hands firmly grasping the brim of the hat. If no hat, hold your ears.

Line: **Have you ever done the turkey trot?**

At the beep;

If with pistols engage the pistol targets in a Badger sweep: 1,2,3,4 1,2, 3 1,2 1.

If with rifle same instructions as pistol using rifle targets, make rifle safe.

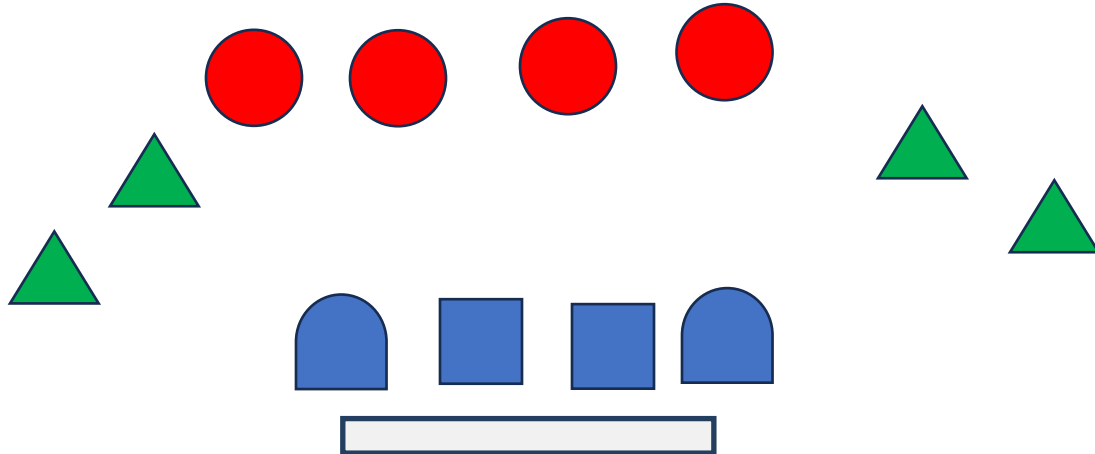
If with shotgun: Knockdown the 4 shotgun knockdowns outside then inside then other outside then other inside, make shotgun safe.

Stage 4

2 Pistols Holstered 5 rounds each	Rifle Staged safely 10 rounds	Shotgun Staged safely 4+ rounds
-----------------------------------------	-------------------------------------	---------------------------------------

Firearm Sequence: Shooter's choice

Positions: Behind the table long arms staged safely



Start: Hands at low surrender.

Line: **Don't shoot the turkey, I'm coming out!**

At the beep;

If with pistols engage the pistol targets double tap each middle then triple tap each outside, holster.

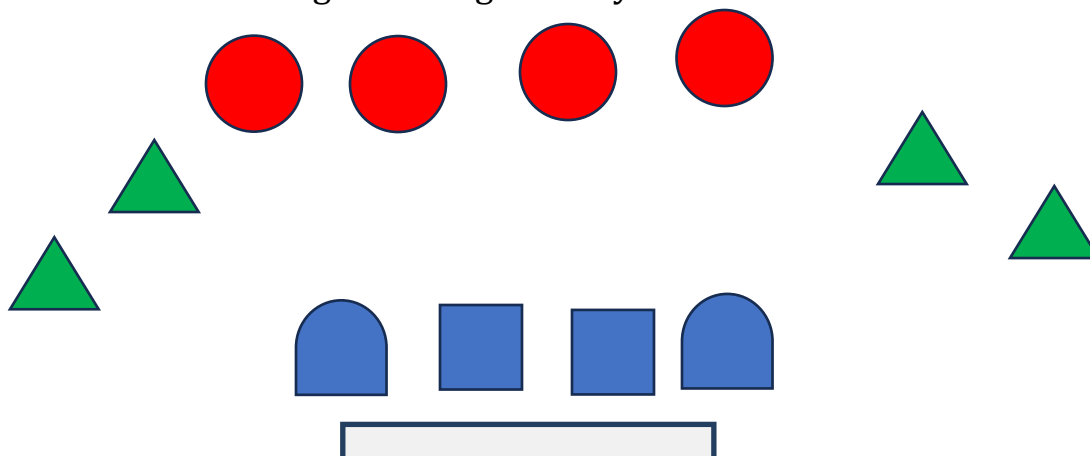
If with rifle same instructions as pistol using rifle targets, make rifle safe. If with shotgun: Knockdown the 4 shotgun knockdowns make shotgun safe

Stage 5

2 Pistols Holstered 5 rounds each	Rifle Staged safely or port arms 10 rounds	Shotgun Staged safely or port arms 4+ rounds
-----------------------------------------	-----------------------------------------------------	-------------------------------------------------------

Firearm Sequence: Shooter's choice

Positions: Behind the table long arms staged safely



Start: Long gun of choice port arms

Line: **It takes a turkey to shoot a turkey!**

At the beep;

If with pistols engage pistol targets using a 3-2-2-3 sweep from left or right.

If with rifle engage the rifle targets same instructions as pistols using rifle targets, make rifle safe.

If with shotgun: Knockdown shotgun targets Make shotgun safe.

Stage Six
The Turkey Shoot

Be prepared to fire five accurate rounds.

The best shot group wins!

