

Target Instructions

We have five stages and the turkey shoot for this match – time permitting. If we're running short of time, we'll go for four stages and go right into the turkey shoot and refreshments.

Note: Many thanks to Wylie Fox and Nevada Star for providing the foundations and inspiration for these stages. Georgia Blue

The stages are numbered for identification. The bays should be set up to best use the available land, meaning the left to right stage order need not be 1-5

Stages 1-2

Use longest table available

Rifle stands tall

Pistol stands medium

Pistol targets 8-11 feet assuming they deflect downwards

Rifle targets to be at 20-27 feet

Shotgun swingers to be short of the rifle targets by 1-3 feet

Stages 3-4

Stand and deliver

Rifle stands tall

Pistol stands, make sure they align with rifle and are shorter

Pistol targets to be 8-11 feet assuming they deflect downwards

Rifle targets to be 20-27 feet

Shotgun swingers to be short of the rifle targets by 1-3 feet

Stage 5

The intent is to have the rifle targets out a bit, meaning you need to aim

Pistol targets to be 7-10 feet assuming they deflect downwards

Rifle targets to be about 30 feet


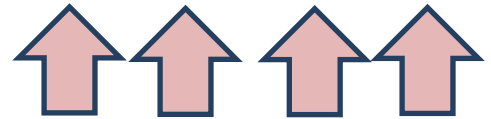
Shotgun swingers to be between rifle and pistol targets distance

Stage 1

2 Pistols Holstered 5 rounds each	Rifle Staged safely or in hand(s) 10 rounds	Shotgun Staged safely or in hand(s) 4+ rounds
---	--	--

Firearm Sequence: Shooter's choice

Positions: Behind the table long arms staged safely



Start: Holding gun(s) of choice

Line: **It takes a turkey to hit these targets!**

At the beep;

If with pistols engage the three pistol targets in a triple tap sweep then place the last round on the center target. Starting from left or right.

If with rifle same instructions as pistol using rifle targets, make rifle safe.


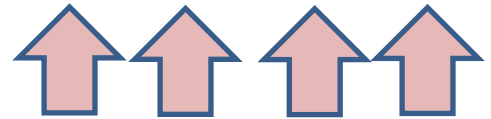
If with shotgun: Hit each swinger, middle middle then outside outside make shotgun safe

Stage 2

2 Pistols Holstered or in hand(s) 5 rounds each	Rifle Staged safely or in hand(s) 10 rounds	Shotgun Staged safely or in hand(s) 4+ rounds
---	--	--

Firearm Sequence: Shooter's choice

Positions: Behind the table long arms staged safely



Start: Holding gun(s) of choice

Line: **Who's the turkey who wrote these stages?**

At the beep;

If with pistols engage the three pistol targets in an Arkansas shuffle: 1,1, 2, 3, 3 and repeat.

If with rifle same instructions as pistol using rifle targets, make rifle safe.

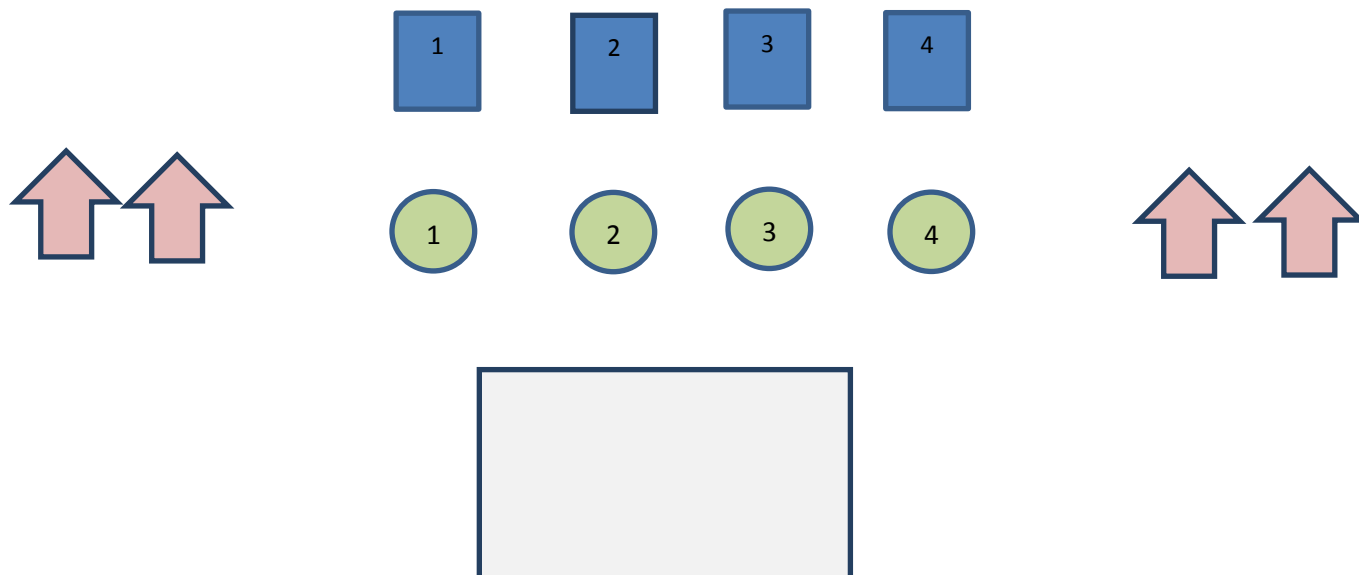
If with shotgun: Hit each swinger, make shotgun safe.

Stage 3

2 Pistols Holstered 5 rounds each	Rifle Staged safely 10 rounds	Shotgun Staged safely 4+ rounds
---	-------------------------------------	---------------------------------------

Firearm Sequence: Shooter's choice

Positions: Behind the table long arms staged safely



Start: Hands firmly grasping the brim of the hat. If no hat, hold your ears.

Line: **Have you ever done the turkey trot?**

At the beep;

If with pistols engage the pistol targets in a Badger sweep: 1,2,3,4 1,2,3 1,2 1.

If with rifle same instructions as pistol using rifle targets, make rifle safe.

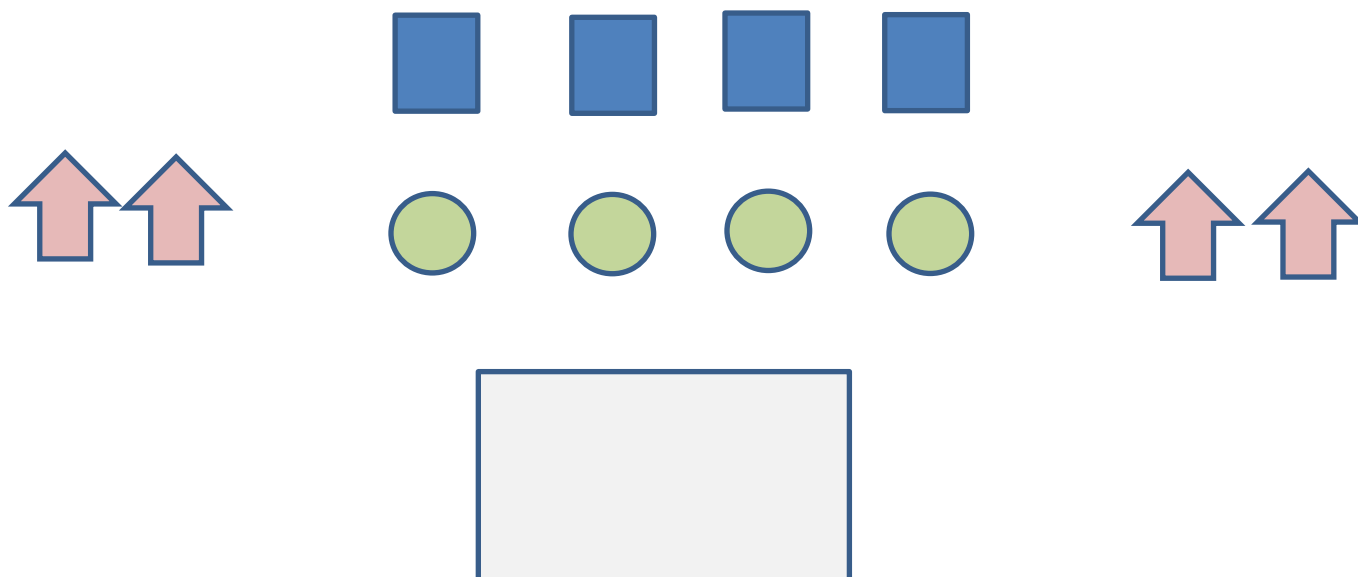
If with shotgun: Hit the 4 shotgun swingers outside then inside then other outside then other inside, make shotgun safe.

Stage 4

2 Pistols Holstered 5 rounds each	Rifle Staged safely 10 rounds	Shotgun Staged safely 4+ rounds
---	-------------------------------------	---------------------------------------

Firearm Sequence: Shooter's choice

Positions: Behind the table long arms staged safely



Start: Hands at low surrender.

Line: **Don't shoot the turkey, I'm coming out!**

At the beep;

If with pistols engage the pistol targets double tap each middle then triple tap each outside, holster.

If with rifle same instructions as pistol using rifle targets, make rifle safe.

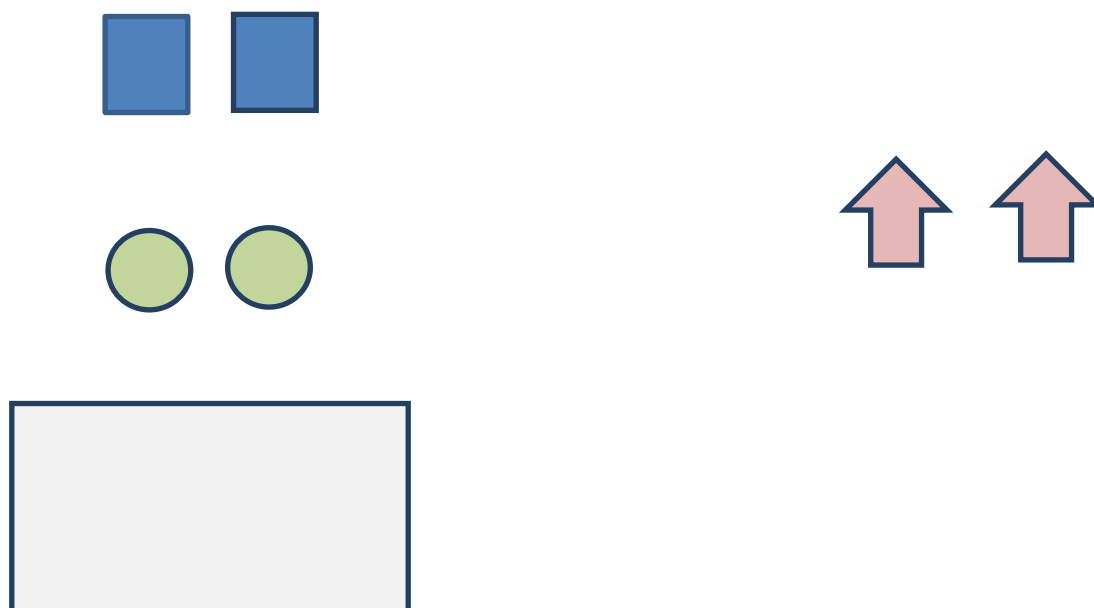
If with shotgun: Hit the 4 shotgun swingers make shotgun safe

Stage 5

2 Pistols Holstered 5 rounds each	Rifle Staged safely or port arms 10 rounds	Shotgun Staged safely or port arms 4+ rounds
---	---	---

Firearm Sequence: Shooter's choice

Positions: Behind the table long arms staged safely



Start: Long gun of choice port arms

Line: **It takes a turkey to shoot a turkey!**

At the beep;

If with pistols engage two pistol targets using a Cajun sweep: five consecutive rounds on each target starting from left or right.

If with rifle engage the rifle targets same instructions as pistols using rifle targets, make rifle safe.

If with shotgun: Double tap each of the two swingers. Make shotgun safe.

Stage Six The Turkey Shoot

Be prepared to fire five accurate rounds.

The best shot group wins!

