

**THE
BATTLE BORN
RANGERS
2020
SASS NEVADA
STATE
WILD BUNCH
CHAMPIONSHIP
MATCH STAGES**

SEPTEMBER 7TH AND 8TH, 2020



2020 SASS NEVADA STATE WILD BUNCH CHAMPIONSHIP

SEPTEMBER 7TH AND 8TH

SCHEDULE OF EVENTS

MONDAY

8:00AM - 8:15AM REGISTRATION
8:15AM MANDATORY SHOOTERS MEETING
8:30AM WILD BUNCH MAIN MATCH - 5 STAGES
5:30PM BANQUET / POTLUCK
BANQUET STYLE TACO'S PROVIDED BY
BATTLE BORN RANGERS
ELOQUENTLY SERVED BY
CHEF JASPER AGATE.
PLEASE BRING A SIDE DISH
TO SHARE WITH OTHERS

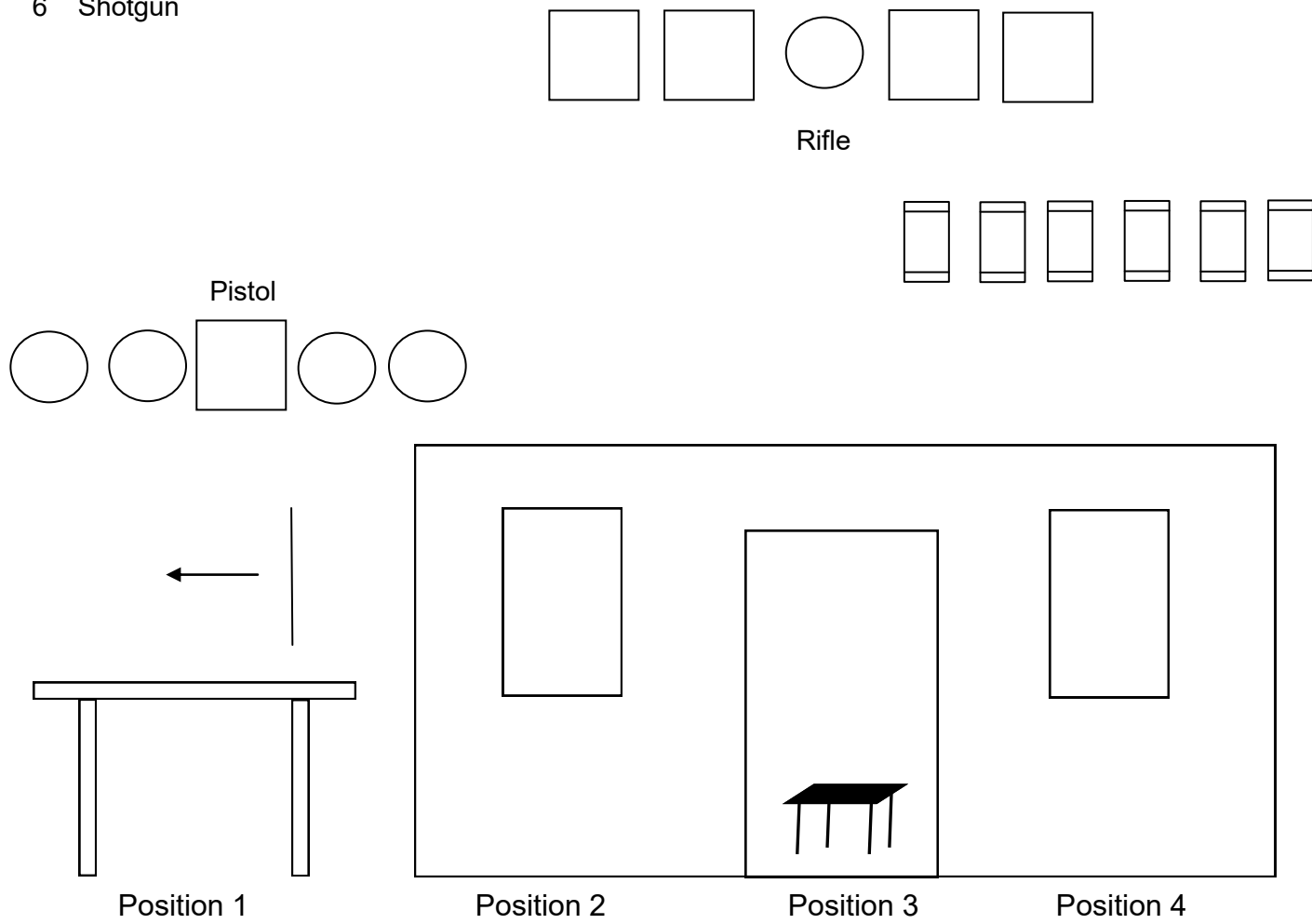
TUESDAY

8:30AM WILD BUNCH MAIN MATCH (CONTINUED)
5 STAGES
'THEN'
2020 SASS NEVADA STATE
WILD BUNCH AWARDS CEREMONY
SHORTLY AFTER THE MATCH

▪ **MATCH LOCATION** ▪
FERNLEY RENO RACEWAY
LOCATED BETWEEN FERNLEY
AND
SILVER SPRINGS OFF HWY 95A

Bay 1, Stage 1: Livery Stable

- 28 Pistol
- 7 Rifle
- 6 Shotgun



Start: Shooters choice of starting position and gun order. Long guns staged appropriately. Must use 3 shooting positions.

When ready say: **"TBA."** Wait for the buzzer.

On signal:

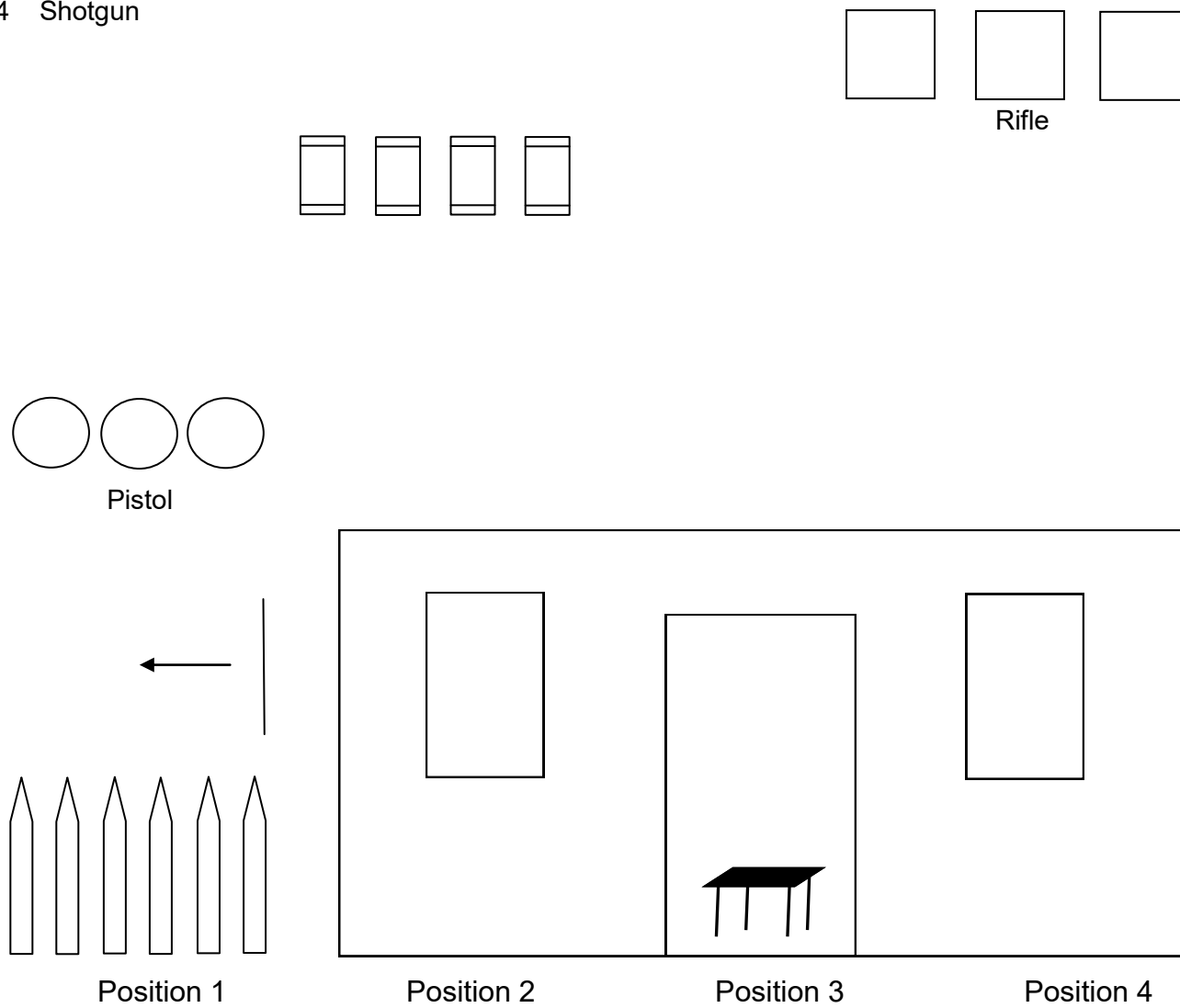
If Pistol and 28 Rounds: Engage pistol targets as follows: 3 on the center and then, in any order, a single round on the 4 remaining targets. Repeat. Engage rifle targets with same instructions as pistol.

If Rifle and 7 Rounds: Engage rifle targets with same instructions as pistol.

If Shotgun and 6 Rounds: Engage shotgun knockdowns.

Bay 2, Stage 2: Church

28 Pistol
10 Rifle
4 Shotgun



Start: Starting from Position 1 with pistol in hand(s). Long guns are shooter's choice and staged appropriately. Must use 3 shooting positions.

When ready say: **"TBA."** Wait for the buzzer.

On Signal:

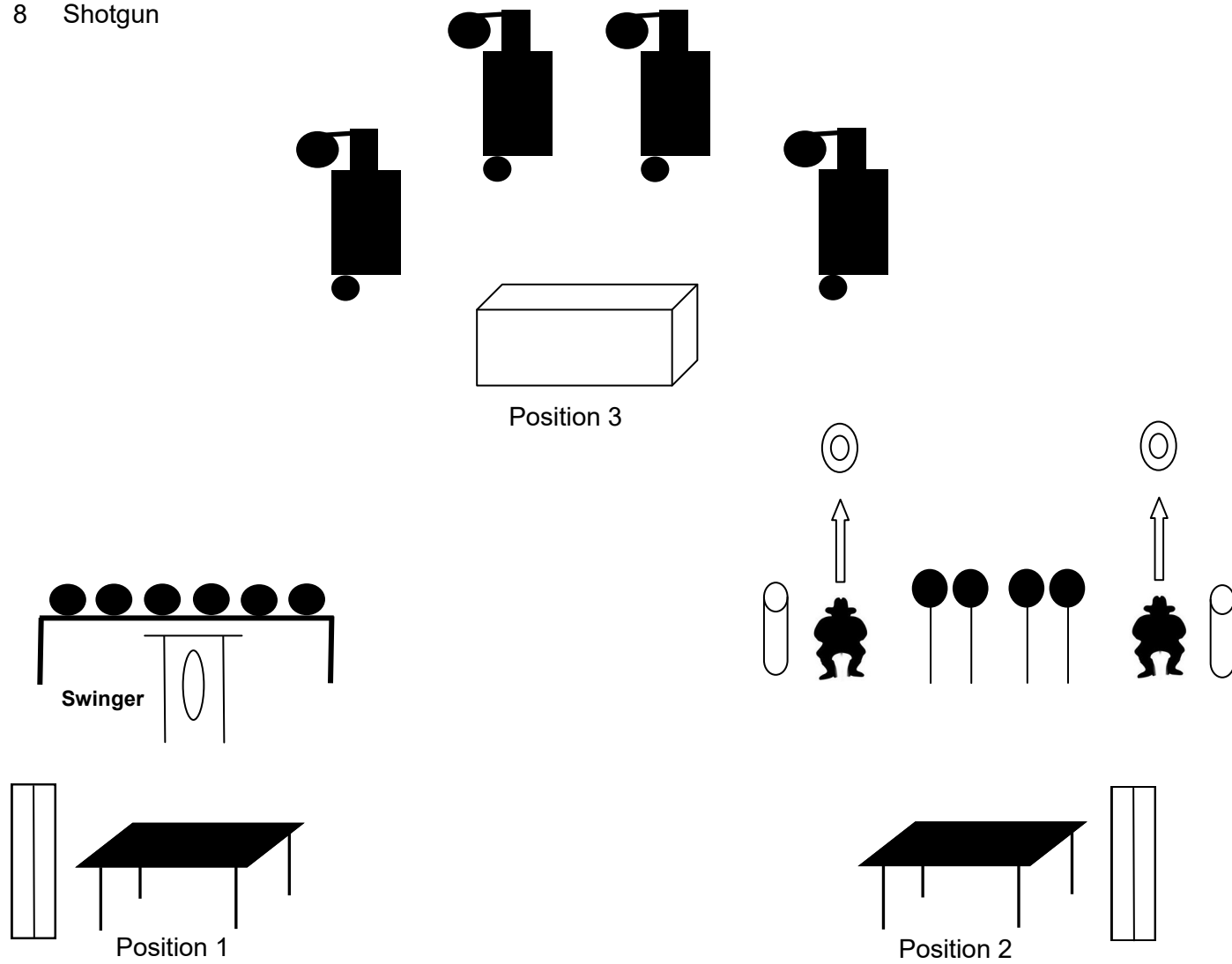
With Pistol and 28 Rounds: Starting on either end, engage pistol targets with a 4 - 6 - 4 sweep. Move to Position 4 and repeat.

If Rifle and 10 Rounds: Engage rifle targets with a 4 - 2 - 4 sweep.

If Shotgun and 4 Rounds: Engage shotgun knockdowns.

Bay 3, Stage 3

28 Pistol
10 Rifle
8 Shotgun



Start: At Position 1 with thumbs hooked in gun belt. Long guns staged appropriately.

When ready say: **"TBA"** Wait for the buzzer.

On Signal:

With Rifle and 10 Rounds: Starting on either end, engage the in-line plate rack until all plates are down. Place any remaining rounds on Swinger. If restaged at Position 1, make safe in vertical stand or on table pointing at left berm.

Then

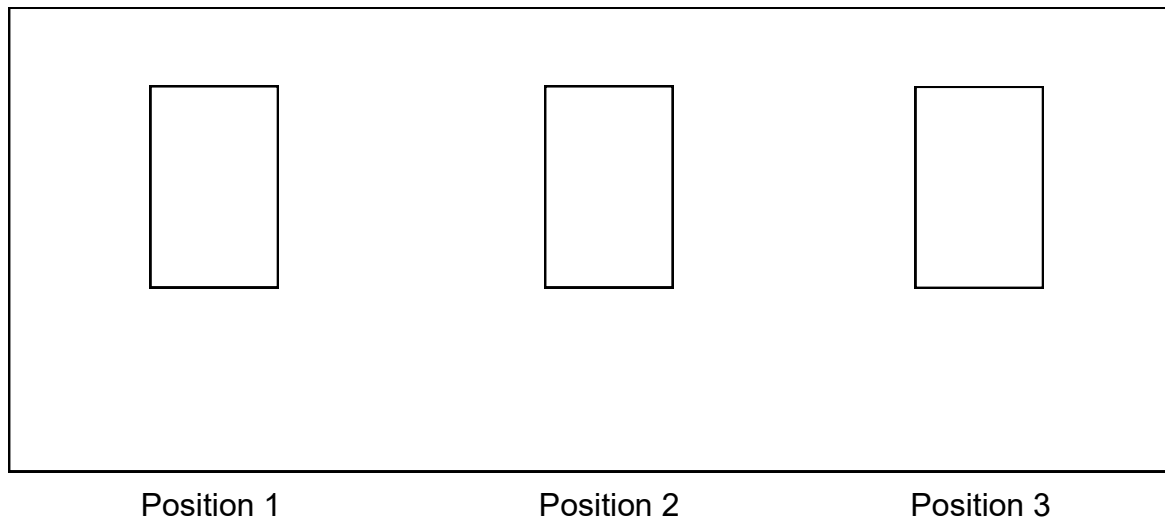
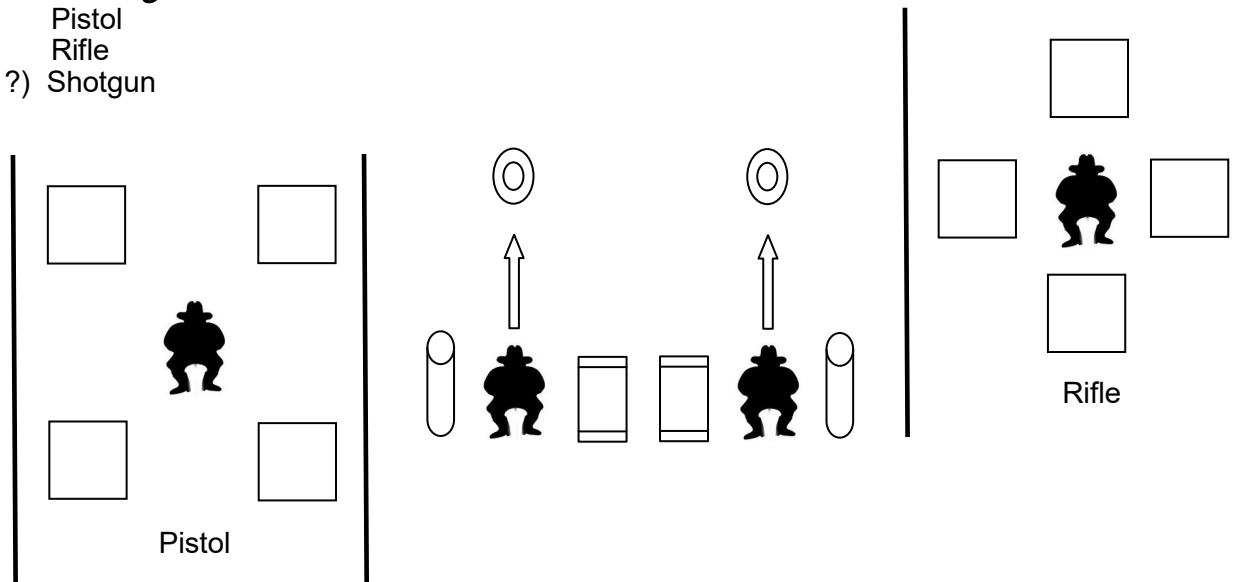
Move to Position 2. In any order, with shotgun and 10 rounds, engage all shotgun knockdowns, poppers and clay birds. Missed birds may be made up by engaging pipes. Pipes must go down to count. If restaged at Position 2, make safe in vertical stand or on table pointing at right berm.

Then

Move to Position 3. In any order, with pistol and 28 rounds, engage all four hostages and takers as follows: 1 on the taker, 2 on the head, 3 on the body and 1 to the groin.

Bay 4, Stage 4: Bordello

28 Pistol
 7 Rifle
 6 (+ ?) Shotgun



Start: Hands firmly gripping hat. Shooters choice of starting position and gun order. Long guns staged appropriately. Must use 3 shooting positions.

When ready say: **"TBA"** Wait for the buzzer.

On Signal:

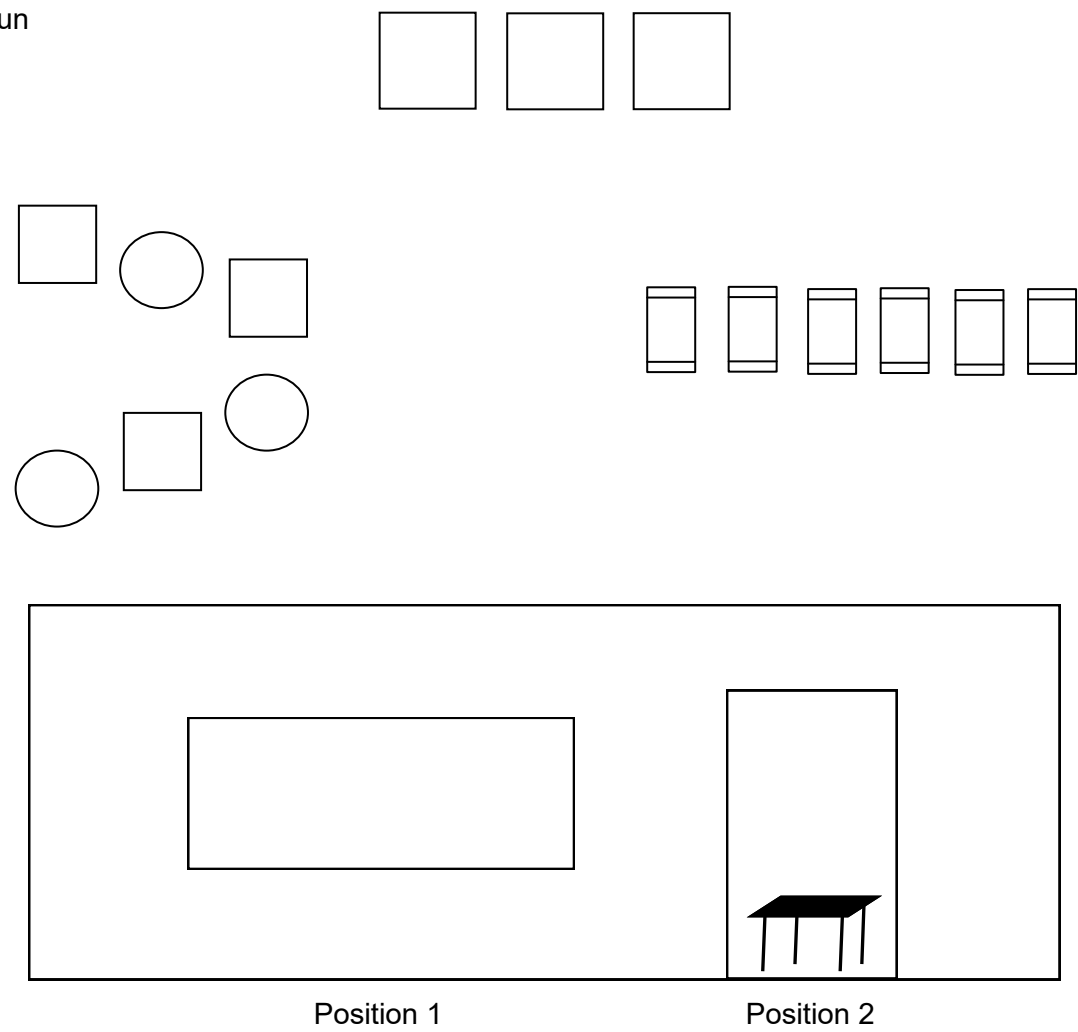
If Pistol and 28 Rounds: Engage pistol targets as follows: 3 on the center and then, in any order, a single round on the 4 remaining targets. Repeat. Engage rifle targets with same instructions as pistol.

If Rifle and 7 Rounds: Engage rifle targets using same instructions as pistol.

If Shotgun and 6 (+ ?) Rounds: In any order, engage the two poppers, clay birds and shotgun knockdowns. Missed birds may be made up by engaging pipes. Pipes must go down to count.

Bay 5, Stage 5: Restaurant

- 21 Pistol
- 10 Rifle
- 2 Shotgun



Start: With gun of choice in hand(s). Shooting position and gun order is shooters choice.
All other guns staged appropriately.

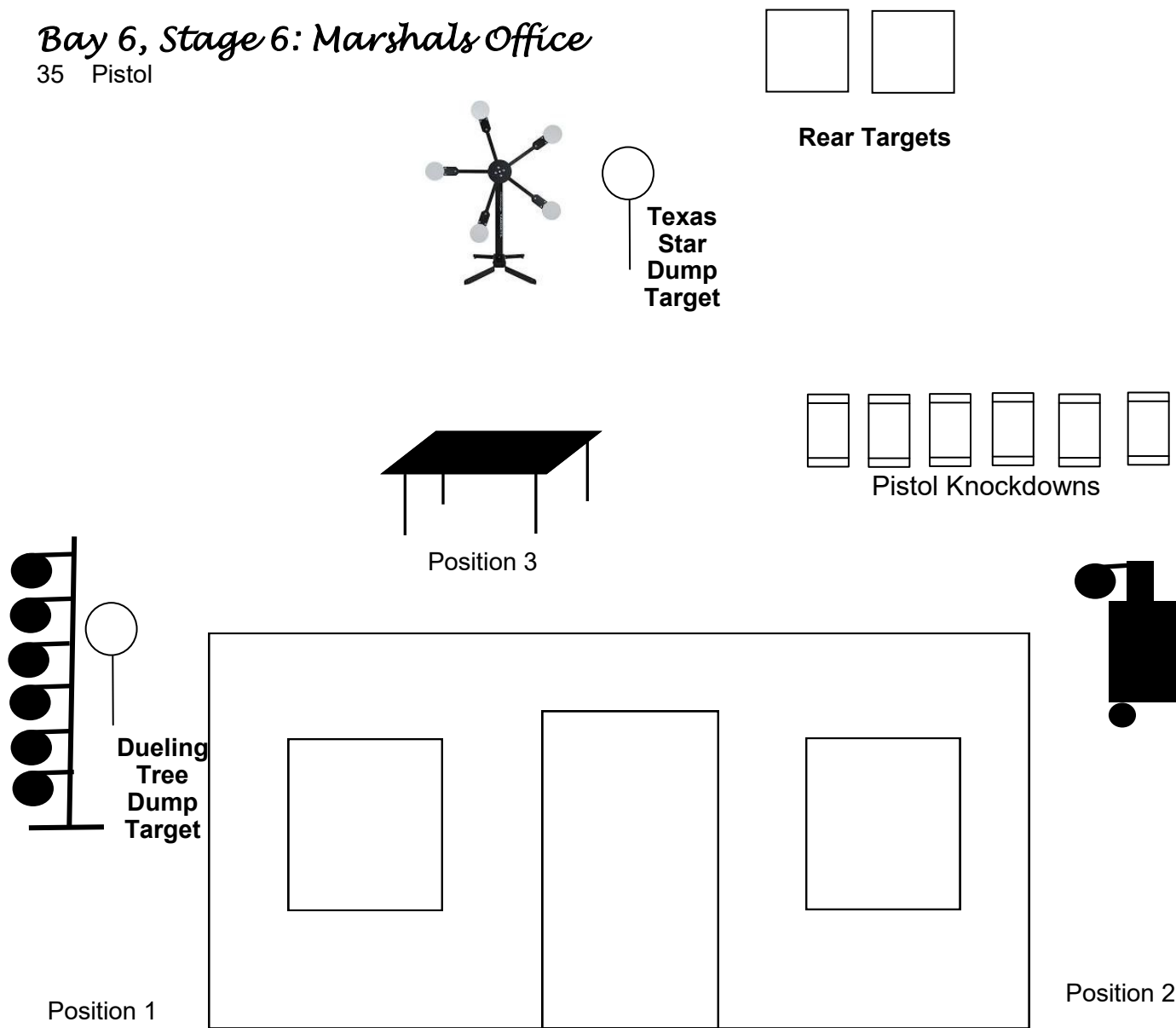
When ready say: **"TBA"** Wait for the buzzer.

On Signal

In any order, engage shotgun targets once each and all other targets 3 times each using pistol with 21 rounds, rifle with 10 rounds and shotgun with 2 rounds.

Bay 6, Stage 6: Marshals Office

35 Pistol



Start: With hands at high surrender at either Position 1 or 2.

When ready say: **"TBA"** Wait for the buzzer.

On signal:

If Hostage and Taker for 7 Rounds: In any order, engage hostage and taker as follows: 1 on the taker, 2 on the head, 3 on the body and 1 to the groin. Then move to Position 1.

If Dueling Tree for 7 Rounds: In any order, engage the paddles. Must go at least half way around to count. Place any remaining rounds on Dueling Tree Dump Target. Then move to Position 2.

Then

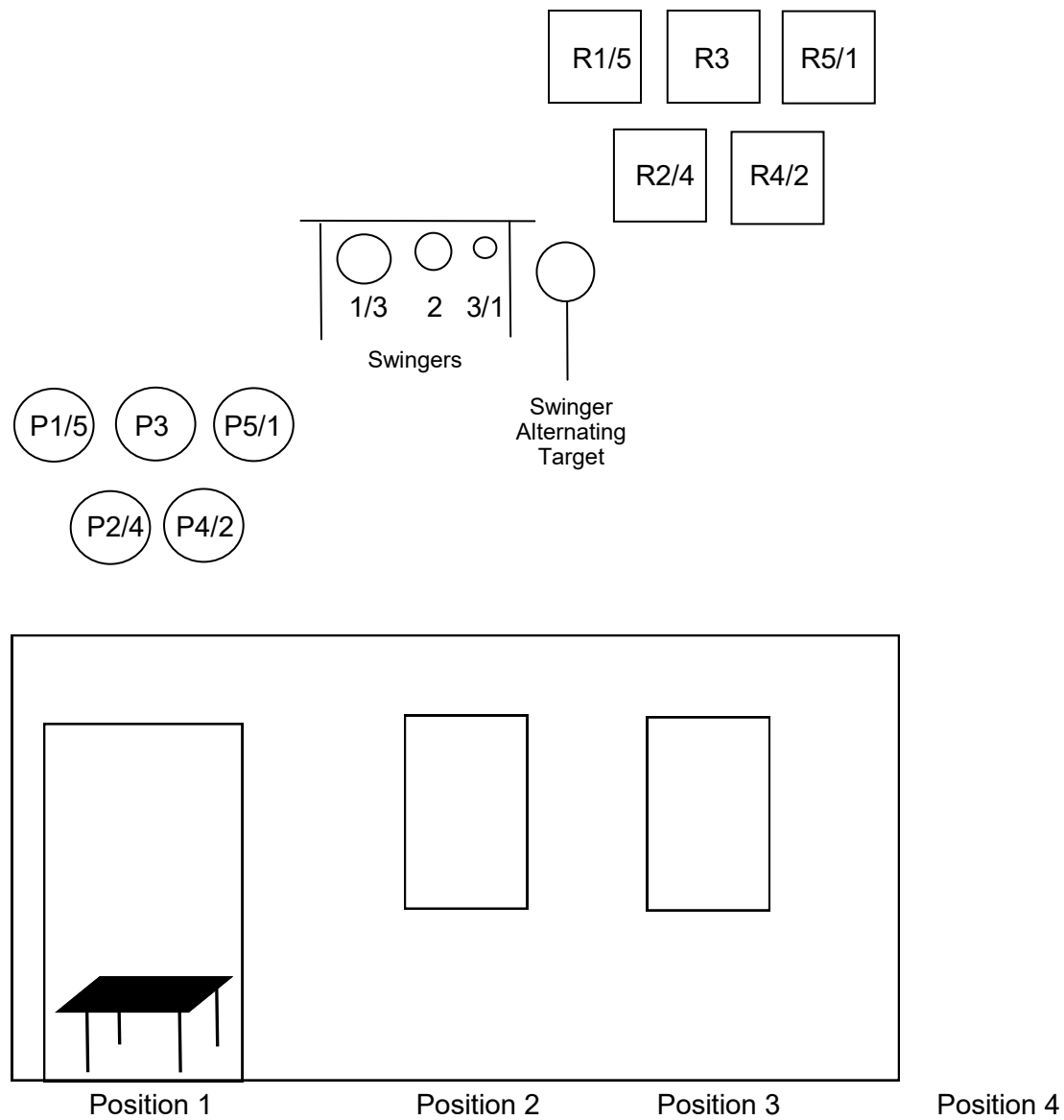
From doorway with pistol and 7 rounds, in any order, engage pistol knockdowns and Texas Star Dump Target once each.

Then

From Position 3, engage Texas Star until all paddles are down with 7 rounds. Place any remaining rounds on Texas Star Dump Plate. Engage two Rear Targets with 7 rounds.

Bay 7, Stage 7: Saloon

28 Pistol
7 Rifle



Start: At Position 1. Shotgun staged appropriately.

When ready say: **"TBA"** Wait for the buzzer.

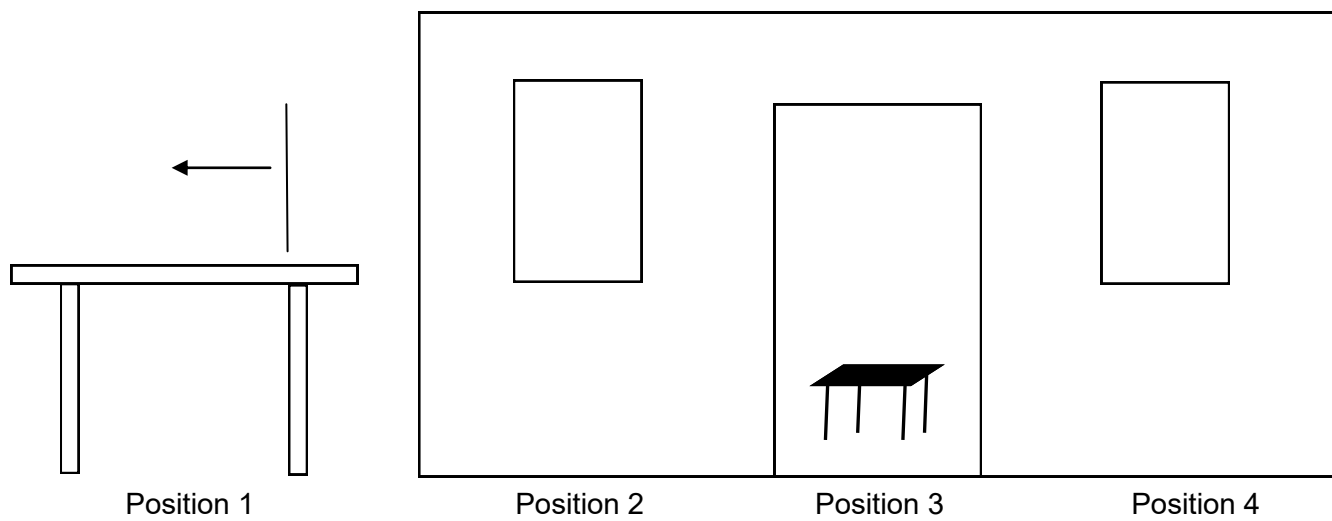
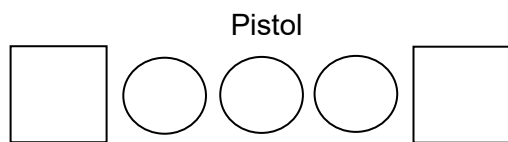
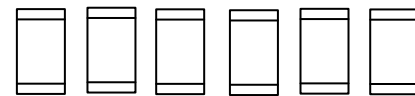
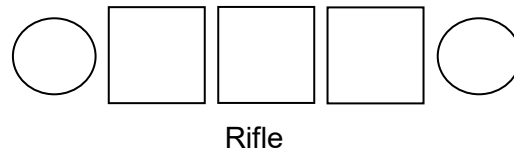
On Signal

If Pistol and 28 Rounds: Starting on either end, engage P1 - P5 with a 2 - 4 - 2 - 4 - 2 sweep and R1 - R5 with a 1 - 2 - 1 - 2 - 1 sweep for 21 rounds. Starting on either end, engage a Swingers (S) and the Swinger Alternating Target (SAT) by alternating between the S and SAT targets in the following order: S1 - 1, SAT - 2, S2 - 1, SAT - 2 and S3 - 1 for 7 rounds.

If Rifle and 7 Rounds: Engage R1 - R5 with a 1 - 2 - 1 - 2 - 1 sweep.

Bay 1, Stage 8: Livery Stable

- 28 Pistol
- 7 Rifle
- 6 Shotgun



Start: Shooters choice of starting position and gun order. Long guns staged appropriately. Must use 3 shooting positions.

When ready say: **"TBA"** Wait for the buzzer.

On signal:

If Pistol and 28 Rounds: Starting on either end, engage pistol targets with a 2 - 1 - 1 - 1 - 2 sweep. Repeat sweep starting on opposite end from where first sweep was started. Then, from a different shooting position, repeat instructions on rifle targets.

If Rifle and 7 Rounds: Engage rifle targets using same instructions as pistol.

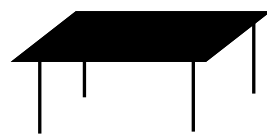
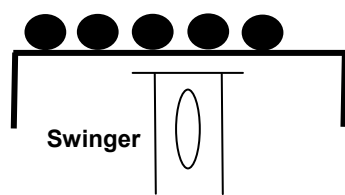
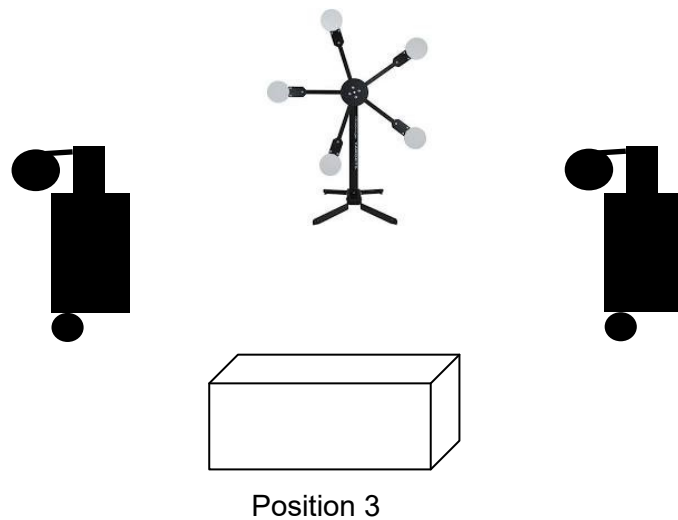
If Shotgun and 6 Rounds: Engage shotgun knockdowns.

Bay 3, Stage 9

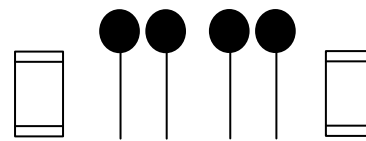
28 Pistol
6 Shotgun



Rear Target



Position 1



Position 2

Start: With hands flat on table at Position 2.

When ready say: **"TBA."** Wait for the buzzer.

On Signal:

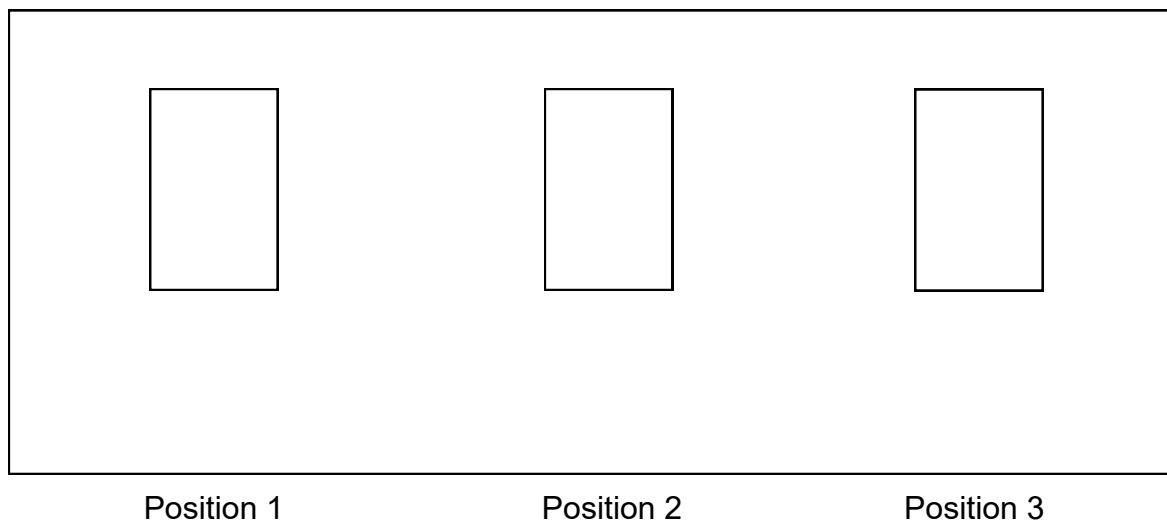
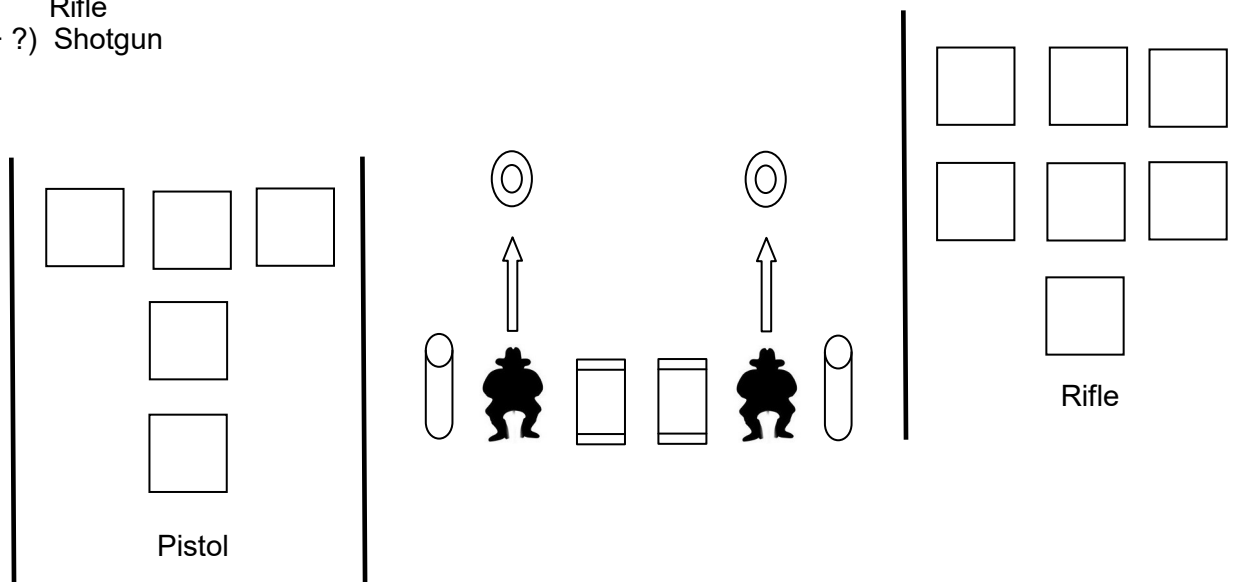
With Shotgun and 6 Rounds: Engage shotgun knockdowns. If restaged at Position 2, make safe in vertical stand or on table pointing at right berm.

Then

From Position 1, with pistol and 7 rounds, engage the in-line plate rack. Place remaining rounds on Swinger. Move to Position 3. In any order, with pistol and 21 rounds, engage the two hostages and takers as follows: 1 on the taker, 2 on the head, 3 on the body and 1 to the groin. Engage the Texas Star. Place any remaining rounds on the Rear Target. Paddles left on Texas Star count as misses. Misses on Rear Target count as misses.

Bay 4, Stage 10: Bordello

28 Pistol
 7 Rifle
 6 (+ ?) Shotgun



Start: Hands at low surrender. Starting position and gun order is shooters choice. Long guns staged appropriately.

When ready say: "TBA" Wait for the buzzer.

On Signal:

If Pistol and 28 Rounds: Engage pistol rack with two 4 - 6 - 4 sweeps. One horizontal and one vertical.

If Rifle and 7 Rounds: Engage rifle rack single tapping each target.

With Shotgun and 6 (+ ?) Rounds: In any order, engage the two poppers, clay birds and shotgun knockdowns. Missed birds may be made up by engaging pipes. Pipes must go down to count.