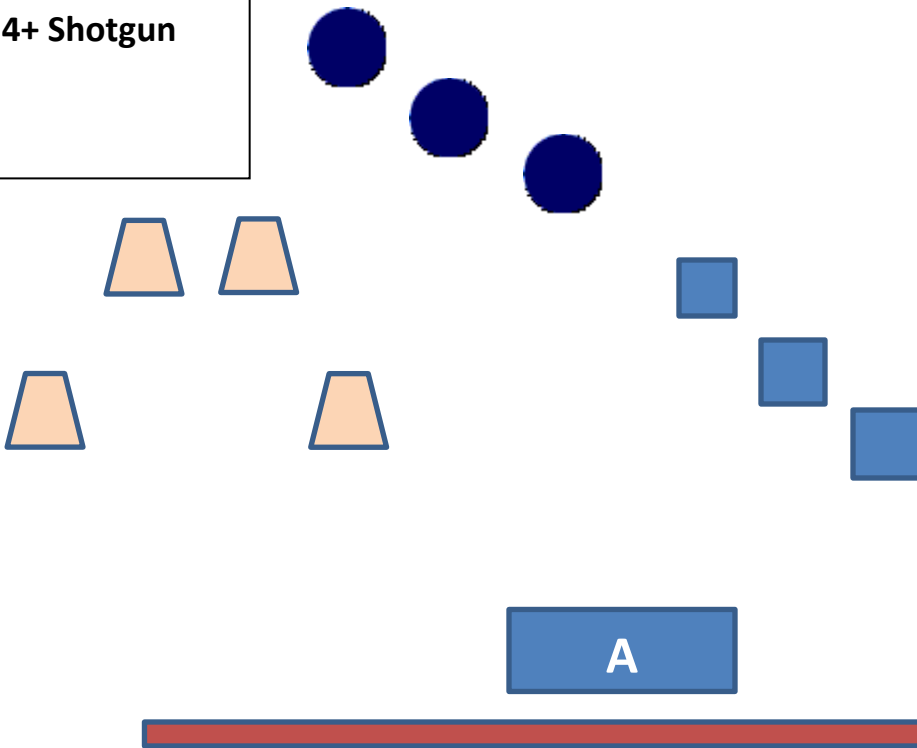


10 Rifle

10 Pistol

4+ Shotgun



Stage 1 – Upper Gulch

Guns: Rifle loaded ten rounds staged safely on table A. Shotgun open and empty staged safely on table A. Pistols loaded five rounds each holstered.

Start: Behind table A. Hands at high surrender.

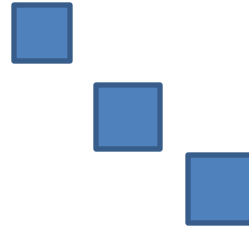
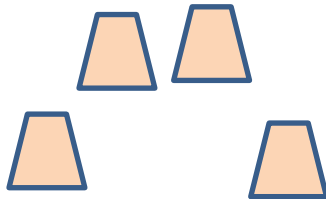
Shooting: Any gun in any order.

- With shotgun from table A, engage four shotgun targets till down.
- With Rifle from table A, engage three rifle targets in a 3-3-3 sweep from left to right then shoot the Grinch. A miss on the Grinch is not counted as a miss but a hit is a five second bonus. .
- With pistols from table A, engage pistol targets in a 3-3-3 sweep from left to right then shoot the Grinch. A miss on the Grinch is not counted as a miss but a hit is a five second bonus.

10 Rifle

10 Pistol

4+ Shotgun



Stage 2 – Upper Gulch

Guns: Rifle loaded ten rounds staged safely on table A. Shotgun open and empty staged safely on table A. Pistols loaded five rounds each holstered.

Start: Behind table A. Hands on gun(s).

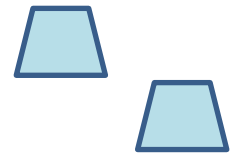

Shooting: Any gun in any order.

- With shotgun from table B, engage four shotgun targets till down.
- With Rifle from table A, engage three rifle targets in a three single tap sweeps from either end – no dirty sweeps then shoot the Grinch. A miss on the Grinch is not counted as a miss but a hit is a five second bonus. .
- With pistols from table A, engage pistol targets in a three single tap sweeps from either end – no dirty sweeps then shoot the Grinch. A miss on the Grinch is not counted as a miss but a hit is a five second bonus.

10 Rifle

10 Pistol

2+ Shotgun



B

A

Stage 3 – Middle Gulch

The Grinch Elves are trying to capture Mr. and Mrs. Claus, you must save them.

Guns: Rifle loaded ten rounds staged safely on table B. Shotgun open and empty staged safely. Pistols loaded five rounds each holstered.

Start: In front of table A with arms crossed.

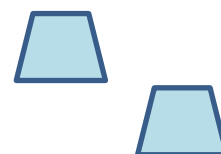
Shooting: Both positions must be used.

- With pistols from table A, engage three targets for ten rounds with at least two on each target. Do not shoot Mr. or Mrs. Claus. A hit on either Claus is a ten second penalty. Move to table B.
- With Shotgun, shoot two shotgun targets
- With Rifle from table B, engage the three rifle targets for ten rounds with at least 2 rounds on each target..

10 Rifle

10 Pistol

2+ Shotgun



B

A

Stage 4 – Middle Gulch

The Grinch Elves are trying to capture Mr. and Mrs. Claus, you must save them.

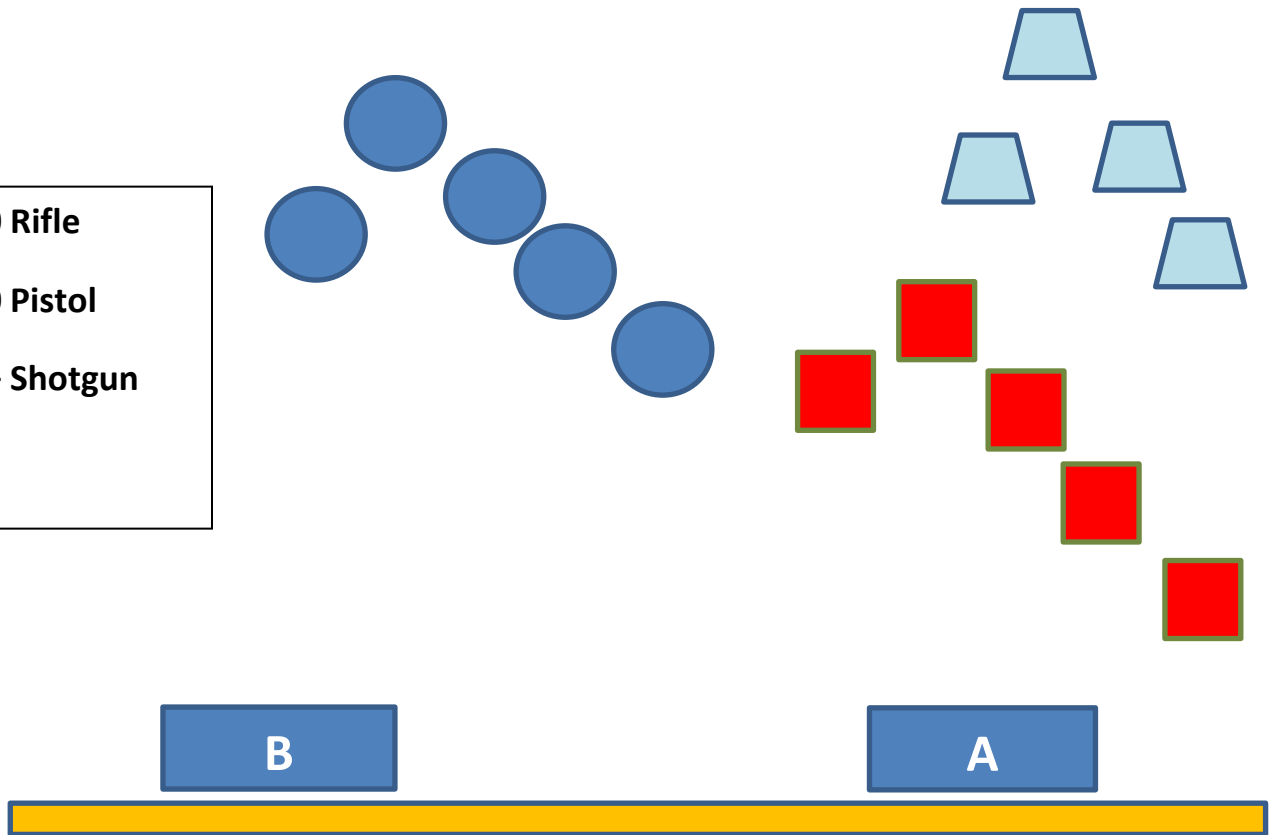
Guns: Rifle loaded ten rounds staged safely on table B. Shotgun open and empty staged safely. Pistols loaded five rounds each holstered.

Start: In front of table A with hands on gun(s).

Shooting: Both positions must be used.

- With pistols from table A, engage three targets for ten rounds with a continuous double tap Nevada Sweep. Do not shoot Mr. or Mrs. Claus. A hit on either Claus is a ten second penalty. Move to table B.
- With Rifle from table B, engage the three rifle targets for ten rounds with a continuous double tap Nevada Sweep.
- With Shotgun, shoot two shotgun targets.

10 Rifle
10 Pistol
4+ Shotgun



Stage 5 – Lower Gulch

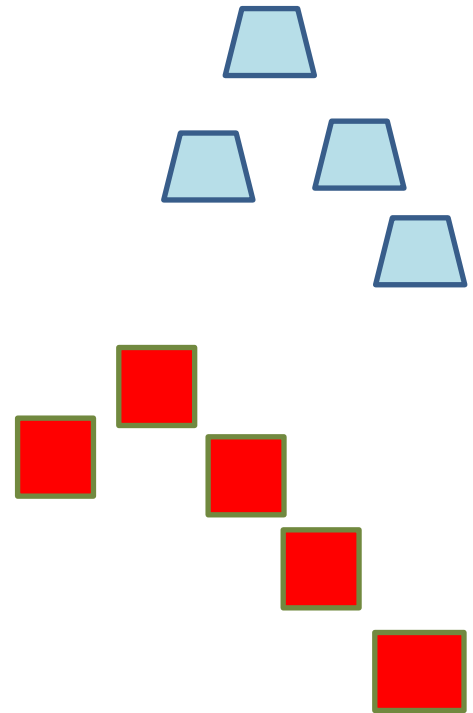
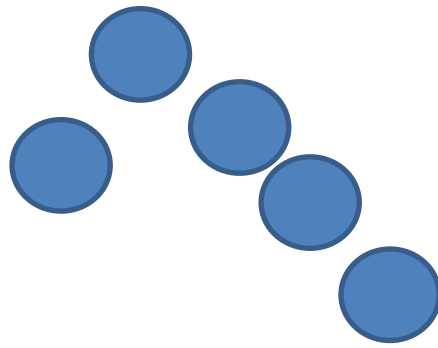
Guns: Rifle loaded ten rounds staged safely on table B. Shotgun open and empty staged safely. Pistols loaded five rounds each holstered.

Start: In front of table A with hands on gun(s).

Shooting: Both positions must be used.

- With pistols from table A, engage five targets for ten rounds with a continuous Nevada Sweep.
- With Shotgun, shoot the four shotgun targets.
- Move to table B.
- With Rifle from table B, engage the five targets for ten rounds with a continuous Nevada Sweep.

10 Rifle
10 Pistol
4+ Shotgun



Stage 6 – Lower Gulch

Guns: Rifle loaded ten rounds staged safely on table B. Shotgun open and empty staged safely. Pistols loaded five rounds each holstered.

Start: In front of table A with hands on gun(s).

Shooting: Both positions must be used.

- With pistols from table A, engage five targets for ten rounds by shooting the odd number targets twice and then shooting the even number targets twice. 1-1-3-3-5-5-4-4-2-2
- With Shotgun, shoot four shotgun targets.
- Move to table B.
- With Rifle from table B, engage the per the pistol instructions